




Application Guide 2021



EZ-sensor

Single SKU Programmable EZ-sensor® with Rubber Snap-In Valve #33500



Features

- Combines 314.9, 315 & 433 MHz applications into a single SKU
- Future-proofed to support new and pending OE technologies
- Aluminum clamp-in and rubber snap-in valve stem options
- Compatible with most common TPMS programming tools you may already own

Benefits

- Reduces overall cost of service
- Increases speed of service
- Optimizes inventory levels and returns
- Rated for speeds up to 130 MPH

33500 EZ-sensor® Service Pack Options



Rubber Snap-In Valve #20018

Fits Schrader OE replacement sensor part numbers:

20153, 20154, 20280, 20283, 20315, 20398, 20602, 28167, 28203, 28206, 28239, 28304, 28308, 28362, 28434, 28461, 28505, 29015.

Fits Schrader EZ-sensor® part numbers: 33000, 33100, 33200, 33500.



Aluminum Clamp-In Valve #34000

Aluminum stem service pack to rebuild the Schrader rubber valve snap-in sensor with an aluminum clamp-in style valve stem to match or upgrade existing look.

Fits Schrader OE replacement sensor part numbers: 29015, 28004.

Fits Schrader EZ-sensor® part numbers: 33000, 33100, 33200, 33500.



Aluminum Clamp-In Valve #34010 (Black)

Aluminum stem service pack to rebuild the Schrader rubber valve snap-in sensor with an aluminum clamp-in style valve stem to match or upgrade existing look.

Fits Schrader OE replacement sensor part numbers: 29015, 28004.

Fits Schrader EZ-sensor® part numbers: 33000, 33100, 33200, 33500.

EZ-sensor

**Single SKU Programmable
EZ-sensor® with Adjustable
Angle (0° - 40°) Aluminum
Clamp-In #33700**



Features

- Combines 314.9, 315 and 433 MHz applications into a single SKU
- 0° - 40° adjustable angle, aluminum clamp-in stem
- Future-proofed to support new and pending OE technologies
- Compatible with most common TPMS programming tools you may already own

Benefits

- Adjustable stem fits into more aftermarket rim sets
- Reduces overall cost of service
- Increases speed of service
- Optimizes inventory levels and returns
- OE validated for vehicles with 200 MPH top speed and 115 PSI

33700 Adjustable Angle EZ-sensor® Service Pack



Aluminum Adjustable Angle #20049

Includes: plastic sealing cap, nickel plated valve core, valve stem, hex nut, aluminum seat and rubber grommet.

EZ-sensor 90°

Single SKU Programmable
EZ-sensor® 90° #33900,
designed to fit specialty
aftermarket rims with 90°
valve holes



Features

- Combines 314.9, 315 and 433 MHz applications into a single SKU
- Available with angled and straight valve stem options in silver and matte black
- Future-proofed to support new and pending OE technologies
- Compatible with most common TPMS programming tools you may already own

Benefits

- Reduces overall cost of service
- Increases speed of service
- Optimizes inventory levels and returns
- 90° stem fits into rims with 90° valve holes
- Rated for speeds up to 150 MPH

33900 Clamp-In EZ-sensor® Service Pack Options



**90° Aluminum
Straight Stem
#25080**



**90° Aluminum
Angled Stem
#25078**



**90° Black
Straight Stem
#25083**





**90° Black
Angled Stem
#25082**

Service packs include plastic sealing cap, nickel plated valve core, nut and rubber grommet


Service Pack Assortments

Schrader offers four Service Pack Assortments that contain the most popular vehicle-specific service packs in a handy plastic box.



20798 & 20898 Contents	Quantity
20004, 20007, 20009, 20013, 20014, 20018, 20020, 20023, 20030, 20032, 20036, 20046	20798: 8 of each 20898: 10 of each
20898 also contains	
EZ-sensor® 33500	6x 
Aluminum Valve Service Pack 34000	4x 



25086 & 25087 Contents	Quantity
225078, 25080, 25082, 25083	8 of each
20141, 20148	1 of each
25087 also contains	
EZ-sensor® 33900	4x 

CAUTION: always use new grommets, nuts, valve caps and valve cores when performing any tire service. Use nickel-plated, electroless valve cores with aluminum valve stems and use rubber snap-in replacement stems when servicing snap-in sensors. Refer to manufacturer's specifications for proper torque requirements when replacing nuts and valve cores.

EZ-sensor® Tool Compatibility



The EZ-sensor® family of products is supported by the majority of TPMS programming tools in North America.

Before using your programming tool, please download the latest software release to ensure access to full vehicle coverage.



EZ-sensor® PAD S-56 S-46 S-41 TECH400Pro TECH300ProC EZ-Programmer 21230



TECH450Pro TECH600Pro TECH1000 TECH400Pro TECH300Pro TECH500 TECH200 TECH300SD TECH400SD TECH400+ TPMS PAD



VT-56 VT-36 VT-37 VT-55 VT-41 VT-46



TPMS5 TPMS4 TPMS3 TPMS2

EZ-sensor® Tool Compatibility (cont.)

The EZ-sensor® family of products is supported by the majority of TPMS programming tools in North America.

Before using your programming tool, please download the latest software release to ensure access to full vehicle coverage.

Injectoclean



CJ-36

K-Tool



KTITPMSPRO



KTITPMSTOOL

Mac Tools



ET3838



ET3834

Matco Tools



MD-56



MDMAXTPMS



MAXIMUS TPMS 2.0



TPR3834

Monster Tools



MSTTPMSPRO



MSTTPMSTOOL

Myers Tire Supply



MYERS VT46



MTS360

NAPA Auto Parts



92-1551



92-1541



92-1531



92-1525

OTC



3838



3834

TechSmart



T46000



T55001

EZ-sensor[®] PAD



Part #27028

- **Quick and simple** programming tool for TPMS
- **LIVE vehicle coverage updates** are available immediately after release
No tool update required
- **Both mobile and desktop friendly**, compatible with iOS, Android and Windows devices
- **Long battery life**, 8 hours or up to 120 sensors

TPMS Retrofit Kit



SCHRADER'S OE QUALITY TPMS FOR NON-EQUIPPED VEHICLES

The **Schrader Retrofit Kit** makes it quick and easy to add Schrader's OE quality TPMS to passenger vehicles that did not come equipped with TPMS from the manufacturer.



Features and Benefits:

- Solar powered & wireless display
- Convertible units: F°/C°, PSI/BAR
- Individual axle placard settings
- Real-time monitoring: including pressure by location
- Audio and visual warnings



Retrofit Kit Part #SCHRFK4S
Replacement Sensor Part #29015

TPMS Hand Tools

Our full-service TPMS program includes specialty tools to ensure proper fitment and function.

Nut Torque Wrench Kit #20139

Torque tool and precision quality torque wrench for installing TPMS sensor nuts. Includes 12 mm and 11 mm sockets. Torque range from 2 N.m. to 10 N.m. Accuracy plus or minus 2 percent. Includes plastic storage tray (one per box).



T-10 Torque Tool #20140

Installs replacement snap-in valves to Schrader OE sensors. T-10 Torx head installs screws to recommended torque for proper sealing and secure installation. Order individually (one per box). Also, available as a 2-pack, PN #20140-2.



Valve Core Torque Tool #20141

Tightens valve cores to OE specifications. Helps guard against over or under torquing. Meets Tire and Rim Association (TRA) recommended torque values of 3" to 5" lbs. on TRC1 valve cores. Serves as both a core remover and installer. Order individually (one per box). Also, available in a 4-pack, PN #20141-4.



TPMS Hand Tools (cont.)

Universal Nut Torque Tool #20142

Serves as a torque wrench for valve nuts on TPMS installations. Kit includes 11mm and 12mm sockets and T-handle torque wrench with ergonomic design. Torque range from 30 to 90 in/lbs (one per plastic storage case).



Grommet Removal Tool #20144

This hand tool is designed to safely remove the rubber grommet from the aluminum stem of a TPMS sensor. Receiving hole can be used to install a new grommet (10 per box).



T-20 Torque Tool #20145

A pre-set torque tool specially designed for use with TPMS sensors that use a T-20 screw to attach the aluminum valve stem to the sensor body. The T-20 Torx head installs screws to recommended torque for proper sealing and secure installation.



T-40 Torx, 3/8" Drive Socket Tool Set #20148

A T-40 torx bit and 3/8" drive socket, designed for installing the valve stem to the Schrader EZ-sensor® 90°. The set contains one 3/8" drive socket and two replaceable T-40 tool bits.



21280CHG

The 21280CHG replaces the charger that comes standard with the Bartec Tech400Pro TPMS scan and relearn tool. It is an inductive pad charger that plugs into a standard electrical outlet. Simply place the tool on the pad to maintain a fully charged scan tool.



21285CHG

The 21285CHG replaces the charger that comes standard with the Bartec Tech300Pro TPMS scan and relearn tool. It plugs into a standard electrical outlet, and into the tool to maintain a fully charged scan tool.



All of the components required to repair banded TPMS systems. These parts should be used with sensor part numbers 28385, 28390 and 28395.

Banded TPMS Replacement Parts

Replacement Clip

22100 order individually,
bulk Packaged (25 per box).



Replacement Cradle

22101 order individually (10 per carton).



Universal Band

Fits 14-26" rims 22102 order individually
(one per bag).



Accessory and Loose Part Items

#20055

Nickel-Plated Valve Cores – 100/box.



#20395

Plastic Sealing Valve Caps – 100/box.



#20595

Long Black Sealing Valve Caps for Schrader snap-in sensors. Fits EZ-sensors 33000, 33100 & 33200, replacement sensors 20153, 20398, 28203, 28206, 28308, 28362, 28434, 28461 & 28505, and service pack 20008 & 20018 valves – 100/box.



#20695

Long Green (Nitrogen) Sealing Valve Caps for snap-in sensors – 100/box.



#20795

Green (Nitrogen) Sealing Valve Caps – 100/box.



#20895

Replacement T-10 Screw – 25/bag.



#20995

Long Black Sealing Valve Caps for Ford snap-in sensors. Fits EZ-sensors 33000, 33100 & 33200, replacement sensor 20315 and service pack 20008 & 20018 valves – 100/box.





TPMS Digital Training Offers

Visit TPMSAcademy.com

TPMS e-Training Course

Schrader's market-leading e-Training Course contains 5 modules and covers the basics of TPMS. The course requires no prior TPMS knowledge or training.

TOPICS COVERED:

- Introduction to TPMS
- TPMS legislation
- TPMS system overview
- Replacing a TPMS sensor
- TPMS sensor types

After successful completion of the training, applicants will receive a digital certificate.




Training Webinars

From full TPMS training to quick refreshers, these online sessions are designed, customized and scheduled to meet your TPMS needs.

Free Educational Resources

Visit the TPMSAcademy.com downloads section to access free downloadable TPMS training resources and educational videos.



TPMS Tech Talk

Subscribe to Schrader's TPMS Tech Talk, the industry's first TPMS training community to explore content from Schrader's team of TPMS experts and chat with others in the industry!



For more information, please visit TPMSAcademy.com

TPMS On-Site Training Offers

TPMS Expert Training

2-3 HOUR COURSE

Learn the fundamental concepts around TPMS through classroom-style training and have the opportunity to work hands-on with live vehicle demos. This course can be customized for your needs and hosted in location of your choice.

Increase Sales with TPMS

1 HOUR COURSE

Learn how to sell the benefits of TPMS!

Ride-Along Training

5-8 LOCATIONS PER DAY, VISITS CAN BE 10 MIN - 1 HOUR

Have a Schrader training representative accompany you on customer visits.

All courses can be customized for your specific needs. To set up a TPMS training session, contact your Schrader representative.



Vehicle Make & Model	Year From	Year To	Notes	Sensor frequency (MHz)	OEM Sensor PN	EZ-sensor®	EZ-sensor® 90°
Acura							
CSX	2005	2013		315	42753-SNA-A83	33500; 33700	33900*
ILX	2012	2015		315	42753-TX6-A81	33500; 33700	33900*
MDX	2000	2007		315	06421-S3V-A02	33500; 33700	33900*
MDX	2006	2007		315	42753STKA01	33500; 33700	33900*
MDX	2008	2008		315	42753STKA02	33500; 33700	33900*
MDX	2009	2013		315	42753STKA04	33500; 33700	33900*
NSX	2019	2021		433	42753-T6N-A02	33500; 33700	33900*
RDX	2006	2007		315	42753STKA01	33500; 33700	33900*
RDX	2008	2008		315	42753STKA02	33500; 33700	33900*
RDX	2009	2012		315	42753STKA04	33500; 33700	33900*
RL	2004	2006		315	06421-S3V-A02	33500; 33700	33900*
RL	2007	2007		315	06421-S3V-A03	33500; 33700	33900*
RL	2008	2008		315	06421-S3V-A04	33500; 33700	33900*
RL	2009	2014		315	06421-SHJ-A53	33500; 33700	33900*
RLX	2013	2015		315	42753-TK4-A01	33500; 33700	33900*
TL	2003	2008		315	06421-S3V-A02	33500; 33700	33900*
TL	2008	2008		315	06421-S3V-A04	33500; 33700	33900*
TL	2009	2016		315	42753-TK4-A01	33500; 33700	33900*
TSX	2003	2008		315	42753STKA02	33500; 33700	33900*
TSX	2008	2009		315	42753TL2A51	33500; 33700	33900*
TSX	2010	2015		315	42753TL2A52	33500; 33700	33900*
ZDX	2009	2015		315	42753-TK4-A01	33500; 33700	33900*
Alfa Romeo							
4C	2014	2021		433	05154876AA	33500; 33700	33900*
Giulia	2016	2018		433	50547691	33500; 33700	33900*
Giulia	2019	2021		433	50554747	33500; 33700	33900*
Giulietta	2016	2021		433	50547691	33500; 33700	33900*
Stelvio	2017	2018		433	50547691	33500; 33700	33900*
Stelvio	2019	2021		433	50554747	33500; 33700	33900*
Aston Martin							
DB11	2016	2021		433	7PP907275F	33500; 33700	33900*
DB9	2004	2015		433	CD23-360671-CA	33500; 33700	33900*
DB9	2016	2017		433	7PP907275F	33500; 33700	33900*
DBS	2007	2014		433	CD23-360671-CA	33500; 33700	33900*
DBS	2018	2021		433	HY53 SE360671-AA	33500; 33700	33900*
Rapide	2010	2021		433	7PP907275F	33500; 33700	33900*
Vanquish	2012	2021		433	7PP907275F	33500; 33700	33900*
Vantage	2005	2019		433	7PP907275F	33500; 33700	33900*
Vantage	2018	2021		433	7PP907275F	33500; 33700	33900*
Virage	2011	2018		433	CD23-360671-CA	33500; 33700	33900*

* Suitable for rims with 90° valve holes only.

Vehicle Make & Model	Year From	Year To	Notes	Sensor frequency (MHz)	OEM Sensor PN	EZ-sensor®	EZ-sensor® 90°
Audi							
A3	2006	2013		315	1K0 907 253 D	33500; 33700	33900*
A3 Sportback	2005	2014		315	1K0 907 253 D	33500; 33700	33900*
A4	2001	2011		433	7PP907275F	33500; 33700	33900*
A4	2002	2003		433	4F0907275B	33500; 33700	33900*
A4	2004	2007	433 MHz	433	4F0907275B	33500; 33700	33900*
A4	2004	2007	315 MHz	315	4F0907275C	33500; 33700	33900*
A4	2008	2008		433	4F0907275B	33500; 33700	33900*
A4	2008	2013		315	1K0 907 253 D	33500; 33700	33900*
A5	2007	2012		315	1K0 907 253 D	33500; 33700	33900*
A5	2019	2020	Direct	433	9A790727502	33500; 33700	33900*
A6	2002	2005	433 MHz	433	Neutralised part	33500; 33700	33900*
A6	2002	2005	315 MHz	315	4D0907275A	33500; 33700	33900*
A6	2004	2005		315	4F0907275C	33500; 33700	33900*
A6	2006	2010	315 MHz	315	7PP907275G	33500; 33700	33900*
A6	2006	2010	433 MHz	433	Neutralised part	33500; 33700	33900*
A6	2011	2012		433	4D0907275H	33500; 33700	33900*
A6 Allroad	2001	2007	433 MHz	433	185189	33500; 33700	33900*
A6 Allroad	2001	2007	315 MHz	315	4D0907275A	33500; 33700	33900*
A8	2000	2002	433 MHz	433	185189	33500; 33700	33900*
A8	2000	2002	315 MHz	315	4D0907275A	33500; 33700	33900*
A8	2003	2003	315 MHz	315	4D0907275A	33500; 33700	33900*
A8	2003	2003	433 MHz	433	185189	33500; 33700	33900*
A8	2003	2010	433 MHz	433	185189	33500; 33700	33900*
A8	2003	2010	315 MHz	315	7PP907275G	33500; 33700	33900*
A8	2010	2015	433 MHz	433	Neutralised part	33500; 33700	33900*
A8	2010	2015	315 MHz	315	7PP907275G	33500; 33700	33900*
e-tron	2019	2021		433	9A790727502	33500; 33700	33900*
Q2	2017	2021		433	5Q0907275	33500; 33700	33900*
Q3	2019	2021		433	5Q0907275	33500; 33700	33900*
Q3 Sportback	2020	2021		433	5Q0907275	33500; 33700	33900*
Q5	2009	2012		315	1K0 907 253 D	33500; 33700	33900*
Q7	2006	2009		433	4F0907275B	33500; 33700	33900*
Q7	2010	2010		433	4F0907275D	33500; 33700	33900*
Q7	2011	2011		433	4D0907275H	33500; 33700	33900*
Q7	2012	2012		433	4F0907275D	33500; 33700	33900*
R8	2007	2009		433	4F0907275B	33500; 33700	33900*
R8	2010	2017		433	4F0907275D	33500; 33700	33900*
R8	2015	2021		433	4F0907275D	33500; 33700	33900*
TT	2006	2007		315	1K0 907 253 D	33500; 33700	33900*
TT	2007	2011		315	1K0 907 253 D	33500; 33700	33900*
TT	2014	2017	TT RS with Dynamic Plus Package	433	Neutralised part	33500; 33700	33900*

* Suitable for rims with 90° valve holes only.

Vehicle Make & Model	Year From	Year To	Notes	Sensor frequency (MHz)	OEM Sensor PN	EZ-sensor®	EZ-sensor® 90°
TT	2018	2021	TT RS with Dynamic Plus Package	433	5Q0907275B	33500; 33700	33900*
Bentley							
Arnage	2008	2011		433	Neutralised part	33500; 33700	33900*
Azure	2006	2014		433	4F0907275D	33500; 33700	33900*
Bentayga	2016	2016		433	7PP907275F	33500; 33700	33900*
Bentayga	2017	2021		433	5Q0907275B	33500; 33700	33900*
Brooklands	2008	2010		433	7PP907275F	33500; 33700	33900*
Continental GT	2005	2005	Late	433	Neutralised part	33500; 33700	33900*
Continental GT	2005	2005	Early	433	185189	33500; 33700	33900*
Continental GT	2006	2012		433	Neutralised part	33500; 33700	33900*
Continental GT	2011	2019		433	7PP907275F	33500; 33700	33900*
Continental GT	2019	2021		433	7PP907275F	33500; 33700	33900*
Continental GTC	2006	2013		433	7PP907275F	33500; 33700	33900*
Continental GTC	2012	2019		433	7PP907275F	33500; 33700	33900*
Continental GTC	2019	2021		433	7PP907275F	33500; 33700	33900*
Flying Spur	2005	2013		433	7PP907275F	33500; 33700	33900*
Flying Spur	2013	2020		433	7PP907275F	33500; 33700	33900*
Flying Spur	2020	2021		433	7PP907275F	33500; 33700	33900*
Mulsanne	2011	2016		433	7PP907275F	33500; 33700	33900*
Mulsanne	2017	2021		433	5Q0907275	33500; 33700	33900*
BMW							
1-Series	2008	2009		433	36236781847	33500; 33700	33900*
1-Series	2010	2010	Late	433	36106856227	33500; 33700	33900*
1-Series	2010	2010	Early	433	36236779490	33500; 33700	33900*
1-Series	2011	2015		433	36106856227	33500; 33700	33900*
1-Series	2012	2019		433	36106856227	33500; 33700	33900*
1-Series	2020	2021		433	6877937	33500; 33700	33900*
1-Series	2020	2021	Sold in Mexico	433	6877937	33500; 33700	33900*
2-Series	2014	2019		433	36106798872	33500; 33700	33900*
2-Series	2020	2021		433	36106881890	33500; 33700	33900*
2-Series Gran Coupe	2020	2021		433	36106881890	33500; 33700	33900*
3-Series	1990	2000		433	36118378682	33500; 33700	33900*
3-Series	1998	2007	433 MHz	433	36118378682	33500; 33700	33900*
3-Series	2005	2006		433	36118378682	33500; 33700	33900*
3-Series	2007	2009		433	36236781847	33500; 33700	33900*
3-Series	2010	2012		433	36106790054	33500; 33700	33900*
3-Series	2012	2013		433	36106798872	33500; 33700	33900*
3-Series	2013	2015		433	36106856209	33500; 33700	33900*
3-Series	2014	2014	<03-2014	433	36106798872	33500; 33700	33900*
3-Series	2014	2014	>03-2014	433	36106856209	33500; 33700	33900*
3-Series	2015	2020		433	36106881890	33500; 33700	33900*
3-Series	2019	2021		433	6877937	33500; 33700	33900*

* Suitable for rims with 90° valve holes only.

Vehicle Make & Model	Year From	Year To	Notes	Sensor frequency (MHz)	OEM Sensor PN	EZ-sensor®	EZ-sensor® 90°
3-Series GT	2013	2021		433	36106856209	33500; 33700	33900*
4-Series	2013	2013		433	36106798872	33500; 33700	33900*
4-Series	2014	2014	>03-2014	433	36106856209	33500; 33700	33900*
4-Series	2014	2014	<03-2014	433	36106798872	33500; 33700	33900*
4-Series	2015	2016		433	36106856209	33500; 33700	33900*
4-Series	2017	2021		433	36106881890	33500; 33700	33900*
4-Series Gran Coupe	2014	2016		433	36106856209	33500; 33700	33900*
4-Series Gran Coupe	2017	2021		433	36106881890	33500; 33700	33900*
5-Series	1996	2004	433 MHz	433	36118378682	33500; 33700	33900*
5-Series	2003	2005		433	36118378682	33500; 33700	33900*
5-Series	2006	2012		433	36236781847	33500; 33700	33900*
5-Series	2010	2011	Early	433	36236779490	33500; 33700	33900*
5-Series	2010	2011	Late	433	36106790054	33500; 33700	33900*
5-Series	2012	2013		433	36106856227	33500; 33700	33900*
5-Series	2014	2017		433	36106798872	33500; 33700	33900*
5-Series	2017	2018		433	36106872774	33500; 33700	33900*
5-Series	2019	2021		433	6887147-01	33500; 33700	33900*
5-Series GT	2009	2017		433	36106856227	33500; 33700	33900*
6-Series	2004	2011		433	36236781847	33500; 33700	33900*
6-Series	2011	2013		433	36106856227	33500; 33700	33900*
6-Series	2014	2020		433	36106798872	33500; 33700	33900*
6-Series Gran Coupe	2012	2013		433	36106874829	33500; 33700	33900*
6-Series Gran Coupe	2014	2020		433	36106798872	33500; 33700	33900*
6-Series GT	2017	2021		433	36106872803	33500; 33700	33900*
7-Series	1994	2002	433 MHz	433	36118378682	33500; 33700	33900*
7-Series	2002	2005		433	36118378682	33500; 33700	33900*
7-Series	2006	2009		433	36236781847	33500; 33700	33900*
7-Series	2009	2011		433	36236781847	33500; 33700	33900*
7-Series	2012	2013		433	36106856227	33500; 33700	33900*
7-Series	2014	2015		433	36106874829	33500; 33700	33900*
7-Series	2015	2017		433	36106798872	33500; 33700	33900*
7-Series	2018	2018		433	36106872803	33500; 33700	33900*
7-Series	2019	2021		433	6887147-01	33500; 33700	33900*
8-Series	2018	2021		433	36106872774	33500; 33700	33900*
i3	2014	2016		433	36106856209	33500; 33700	33900*
i3	2017	2020		433	36106881890	33500; 33700	33900*
i8	2014	2016		433	36106856209	33500; 33700	33900*
i8	2017	2020		433	36106881890	33500; 33700	33900*
X1	2010	2013		433	36106856227	33500; 33700	33900*
X1	2014	2015		433	36106798872	33500; 33700	33900*
X1	2015	2021		433	36106881890	33500; 33700	33900*
X2	2018	2021		433	36106881890	33500; 33700	33900*

* Suitable for rims with 90° valve holes only.

Vehicle Make & Model	Year From	Year To	Notes	Sensor frequency (MHz)	OEM Sensor PN	EZ-sensor®	EZ-sensor® 90°
X3	2006	2010		433	36236781847	33500; 33700	33900*
X3	2010	2011	Late	433	36106856227	33500; 33700	33900*
X3	2010	2011	Early	433	36236779490	33500; 33700	33900*
X3	2012	2012		433	36106856227	33500; 33700	33900*
X3	2013	2014		433	36106874829	33500; 33700	33900*
X3	2015	2016		433	36106798872	33500; 33700	33900*
X3	2017	2018		433	36106798872	33500; 33700	33900*
X3	2017	2021		433	6887147-01	33500; 33700	33900*
X4	2014	2017		433	36106798872	33500; 33700	33900*
X4	2018	2018		433	36106872803	33500; 33700	33900*
X4	2018	2021		433	6887140-01	33500; 33700	33900*
X5	1999	2004		433	36146752128	33500; 33700	33900*
X5	2005	2007		433	36236781847	33500; 33700	33900*
X5	2006	2010		433	36236781847	33500; 33700	33900*
X5	2011	2011	Late	433	36106790054	33500; 33700	33900*
X5	2011	2011	Early	433	36236779490	33500; 33700	33900*
X5	2012	2012		433	36106856227	33500; 33700	33900*
X5	2013	2014		433	36106874829	33500; 33700	33900*
X5	2013	2016		433	36106856209	33500; 33700	33900*
X5	2017	2019		433	36106881890	33500; 33700	33900*
X5	2018	2021		433	6887140-01	33500; 33700	33900*
X6	2008	2010		433	36236781847	33500; 33700	33900*
X6	2011	2011	Late	433	36106790054	33500; 33700	33900*
X6	2011	2011	Early	433	36236779490	33500; 33700	33900*
X6	2012	2012		433	36106856227	33500; 33700	33900*
X6	2013	2014		433	36106874829	33500; 33700	33900*
X6	2014	2016		433	36106856209	33500; 33700	33900*
X6	2017	2019		433	36106881890	33500; 33700	33900*
X6	2019	2021		433	36106872803	33500; 33700	33900*
X7	2019	2021		433	36106872803	33500; 33700	33900*
Z4	2003	2009		433	36236781847	33500; 33700	33900*
Z4	2006	2010		433	36236781847	33500; 33700	33900*
Z4	2009	2010		433	36236781847	33500; 33700	33900*
Z4	2011	2011	Late	433	36106790054	33500; 33700	33900*
Z4	2011	2011	Early	433	36236779490	33500; 33700	33900*
Z4	2012	2014		433	36106856227	33500; 33700	33900*
Z4	2014	2019		433	36106798872	33500; 33700	33900*
Z4	2019	2021		433	6877937	33500; 33700	33900*
Z8	2003	2006		433	36118378682	33500; 33700	33900*
Bugatti							
Chiron	2017	2020		433	7PP907275F	33500; 33700	33900*
Veyron	2005	2011				33500; 33700	33900*
Buick							
Allure	2008	2008		315	15921013	33500; 33700	33900*
Allure	2009	2011		315	25920615	33500; 33700	33900*

* Suitable for rims with 90° valve holes only.

Vehicle Make & Model	Year From	Year To	Notes	Sensor frequency (MHz)	OEM Sensor PN	EZ-sensor®	EZ-sensor® 90°
Cascada	2016	2017		314.9	13581558	33500; 33700	33900*
Cascada	2018	2020		433	13598787	33500; 33700	33900*
Enclave	2007	2008		315	15921013	33500; 33700	33900*
Enclave	2009	2011		315	25920615	33500; 33700	33900*
Enclave	2012	2014		315	20923680	33500; 33700	33900*
Enclave	2014	2016		315	25920615	33500; 33700	33900*
Enclave	2017	2017	315 MHz	315	13598771	33500; 33700	33900*
Enclave	2017	2017	433 MHz	433	13516165	33500; 33700	33900*
Enclave	2017	2021		433	13516165	33500; 33700	33900*
Enclave	2018	2018		433	13516165	33500; 33700	33900*
Encore	2013	2018		314.9	22854866	33500; 33700	33900*
Encore	2019	2021		315	13522628	33500; 33700	33900*
Envision	2016	2017		315	13589597	33500; 33700	33900*
Envision	2018	2021		315	13516164	33500; 33700	33900*
Envision S	2021	2021				33500; 33700	33900*
LaCrosse	2004	2009		315	15268606	33500; 33700	33900*
LaCrosse	2009	2009		315	25920615	33500; 33700	33900*
LaCrosse	2010	2011		314.9	12768826	33500; 33700	33900*
LaCrosse	2012	2012		314.9	20922900	33500; 33700	33900*
LaCrosse	2013	2016		314.9	22854866	33500; 33700	33900*
LaCrosse	2016	2016		314.9	22854866	33500; 33700	33900*
LaCrosse	2017	2018		433	13598773	33500; 33700	33900*
LaCrosse	2019	2020		433	13598773	33500; 33700	33900*
Lucerne	2005	2007		315	25799331	33500; 33700	33900*
Lucerne	2008	2009		315	15922396	33500; 33700	33900*
Lucerne	2010	2013		315	25920615	33500; 33700	33900*
Rainier	2003	2009	315 MHz	315	25774006	33500; 33700	33900*
Regal	2010	2019		314.9	22854866	33500; 33700	33900*
Regal	2018	2021		433	13598773	33500; 33700	33900*
Velite 7	2016	2018		315	13598772	33500; 33700	33900*
Velite 7	2019	2021		315	13516164	33500; 33700	33900*
Verano	2011	2019		314.9	13581558	33500; 33700	33900*
Cadillac							
ATS	2012	2020	Excluding Sport	314.9	13581558	33500; 33700	33900*
ATS	2012	2020	Sport	315	20964159	33500; 33700	33900*
ATS	2014	2015	Excluding Sport	314.9	13581558	33500; 33700	33900*
ATS	2016	2016	V Models Only	315	13598786	33500; 33700	33900*
ATS	2016	2016	Other	433	13598787	33500; 33700	33900*
ATS	2016	2016	Excluding V Models	315	13598772	33500; 33700	33900*
ATS	2017	2019	Excluding V Models	315	13598772	33500; 33700	33900*
ATS	2017	2019	V Models Only	315	13598786	33500; 33700	33900*

* Suitable for rims with 90° valve holes only.

Vehicle Make & Model	Year From	Year To	Notes	Sensor frequency (MHz)	OEM Sensor PN	EZ-sensor®	EZ-sensor® 90°
CT4	2020	2020	CT4-V	433	13529770	33500; 33700	33900*
CT4	2020	2020	CT4	433	13530661	33500; 33700	33900*
CT5	2019	2020	CT5-V	433	13529770	33500; 33700	33900*
CT5	2019	2020	CT5	433	13530661	33500; 33700	33900*
CT6	2016	2016		433	22853740	33500; 33700	33900*
CT6	2017	2018		433	13598773	33500; 33700	33900*
CT6	2019	2020		315	13516164	33500; 33700	33900*
CTS	2002	2007		315	25774006	33500; 33700	33900*
CTS	2007	2013		315	15922396	33500; 33700	33900*
CTS	2009	2012		315	15922396	33500; 33700	33900*
CTS	2010	2013		315	15922396	33500; 33700	33900*
CTS	2013	2015	Excluding Sport	314.9	13581558	33500; 33700	33900*
CTS	2013	2015	Sport	315	20964159	33500; 33700	33900*
CTS	2014	2016	Excluding Sport	314.9	13581558	33500; 33700	33900*
CTS	2016	2016	V Models Only	314.9	13581558	33500; 33700	33900*
CTS	2016	2016	Other	433	13598787	33500; 33700	33900*
CTS	2016	2016	Excluding V Models	315	13598772	33500; 33700	33900*
CTS	2017	2020	Excluding V Models	315	13598772	33500; 33700	33900*
CTS	2017	2020	V Models Only	315	13598786	33500; 33700	33900*
DeVille	1999	2007		315	25773946	33500; 33700	33900*
DTS	2005	2006		315	15268606	33500; 33700	33900*
DTS	2007	2013		315	15922396	33500; 33700	33900*
ELR	2013	2018		314.9	22854866	33500; 33700	33900*
Escalade	2001	2005		315	15136883	33500; 33700	33900*
Escalade	2005	2006		315	15114379	33500; 33700	33900*
Escalade	2006	2007	Snap-in	315	15254101	33500; 33700	33900*
Escalade	2006	2007	Clamp-in	315	15825475	33500; 33700	33900*
Escalade	2008	2014		315	13586335	33500; 33700	33900*
Escalade	2014	2017		314.9	13581558	33500; 33700	33900*
Escalade	2018	2020		315	13516164	33500; 33700	33900*
Escalade	2020	2021		433	13533166	33500; 33700	33900*
Escalade ESV	2002	2004		315	15136883	33500; 33700	33900*
Escalade ESV	2005	2006		315	15114379	33500; 33700	33900*
Escalade ESV	2006	2014		315	13586335	33500; 33700	33900*
Escalade ESV	2014	2017		314.9	13581558	33500; 33700	33900*
Escalade ESV	2018	2020		315	13516164	33500; 33700	33900*
Escalade ESV	2020	2021		433	13533166	33500; 33700	33900*
Escalade EXT	2001	2004		315	15136883	33500; 33700	33900*
Escalade EXT	2005	2006		315	15114379	33500; 33700	33900*
Escalade EXT	2006	2015		315	13586335	33500; 33700	33900*
Seville	1997	2006		315	25773946	33500; 33700	33900*

* Suitable for rims with 90° valve holes only.

Vehicle Make & Model	Year From	Year To	Notes	Sensor frequency (MHz)	OEM Sensor PN	EZ-sensor®	EZ-sensor® 90°
SRX	2003	2006		315	25774006	33500; 33700	33900*
SRX	2007	2009		315	25799331	33500; 33700	33900*
SRX	2009	2018		314.9	13581558	33500; 33700	33900*
STS	2004	2008		315	25758220	33500; 33700	33900*
STS	2009	2009	Snap-in	315	15254101	33500; 33700	33900*
STS	2009	2009	Clamp-in	315	15268606	33500; 33700	33900*
STS	2010	2013		315	20923680	33500; 33700	33900*
XLR	2003	2011		315	25758220	33500; 33700	33900*
XT4	2018	2021		433	13516165	33500; 33700	33900*
XT5	2016	2016		433	22853740	33500; 33700	33900*
XT5	2017	2017		433	3063/29015	33500; 33700	33900*
XT5	2018	2021		433	13516165	33500; 33700	33900*
XT6	2019	2021		315	13516164	33500; 33700	33900*
XTS	2012	2020		314.9	22854866	33500; 33700	33900*
Chevrolet							
Avalanche	2001	2004		315	15136883	33500; 33700	33900*
Avalanche	2005	2006		315	15114379	33500; 33700	33900*
Avalanche	2006	2007	Snap-in	315	15254101	33500; 33700	33900*
Avalanche	2006	2007	Clamp-in	315	15825475	33500; 33700	33900*
Avalanche	2008	2015		315	13586335	33500; 33700	33900*
Aveo	2006	2014		315	25920615	33500; 33700	33900*
Aveo	2007	2008		315	25799331	33500; 33700	33900*
Aveo	2007	2016		315	20923680	33500; 33700	33900*
Aveo	2018	2021		315	13586335	33500; 33700	33900*
Blazer	2018	2021		315	13516164	33500; 33700	33900*
Camaro	2009	2011		314.9	22854866	33500; 33700	33900*
Camaro	2012	2012	Excluding ZL1	314.9	20922900	33500; 33700	33900*
Camaro	2012	2012	ZL1 Only	315	20964159	33500; 33700	33900*
Camaro	2013	2015	ZL1 Only	315	20964159	33500; 33700	33900*
Camaro	2013	2015	Excluding ZL1	314.9	22854866	33500; 33700	33900*
Camaro	2015	2015	Excluding ZL1	314.9	22854866	33500; 33700	33900*
Camaro	2015	2015	ZL1 Only	315	20964159	33500; 33700	33900*
Camaro	2016	2016	ZL1 Only	433	13598787	33500; 33700	33900*
Camaro	2016	2019	ZL1 Only	433	13598787	33500; 33700	33900*
Camaro	2016	2019	Excluding ZL1	433	13598773	33500; 33700	33900*
Camaro	2020	2020		433	13516165	33500; 33700	33900*
Caprice	2011	2013		315	15268606	33500; 33700	33900*
Caprice	2014	2018		314.9	13581558	33500; 33700	33900*
Captiva	2008	2017		315	15254101	33500; 33700	33900*
Captiva Sport	2011	2015		315	20923680	33500; 33700	33900*
City Express	2014	2019	Alloy wheels	315	13586335	33500; 33700	33900*
Cobalt	2004	2008		315	15922396	33500; 33700	33900*

* Suitable for rims with 90° valve holes only.

Vehicle Make & Model	Year From	Year To	Notes	Sensor frequency (MHz)	OEM Sensor PN	EZ-sensor®	EZ-sensor® 90°
Cobalt	2009	2009	Clamp-in	315	15921013	33500; 33700	33900*
Cobalt	2009	2009	Snap-in	315	15254101	33500; 33700	33900*
Cobalt	2010	2012		314.9	12768826	33500; 33700	33900*
Colorado	2003	2014		315	15122618	33500; 33700	33900*
Colorado	2014	2019		314.9	13581558	33500; 33700	33900*
Colorado	2019	2021		315	13512346	33500; 33700	33900*
Corvette	2001	2004		315	25773946	33500; 33700	33900*
Corvette	2004	2009		315	25758220	33500; 33700	33900*
Corvette	2010	2013		315	15268606	33500; 33700	33900*
Corvette	2013	2020		433	13581560	33500; 33700	33900*
Corvette	2020	2021		433	13529770	33500; 33700	33900*
Cruze	2009	2016		314.9	13581558	33500; 33700	33900*
Cruze	2016	2016		314.9	13581558	33500; 33700	33900*
Cruze	2017	2018		433	13598773	33500; 33700	33900*
Cruze	2019	2020		315	13516164	33500; 33700	33900*
Equinox	2004	2009		315	10394110	33500; 33700	33900*
Equinox	2009	2012		314.9	12768826	33500; 33700	33900*
Equinox	2013	2014		314.9	13581558	33500; 33700	33900*
Equinox	2015	2017		315	13598772	33500; 33700	33900*
Equinox	2017	2017		315	13598772	33500; 33700	33900*
Equinox	2018	2018		315	13516164	33500; 33700	33900*
Equinox	2018	2021		315	13516164	33500; 33700	33900*
Express	2002	2021		315	13586335	33500; 33700	33900*
HHR	2005	2008		315	15922396	33500; 33700	33900*
HHR	2009	2009	Clamp-in	315	15268606	33500; 33700	33900*
HHR	2009	2009	Snap-in	315	15254101	33500; 33700	33900*
HHR	2010	2010		314.9	12768826	33500; 33700	33900*
HHR	2011	2013		315	25920615	33500; 33700	33900*
Impala	2005	2007	Snap-in	315	15254101	33500; 33700	33900*
Impala	2005	2007	Clamp-in	315	15268606	33500; 33700	33900*
Impala	2008	2009		315	15922396	33500; 33700	33900*
Impala	2010	2012		315	25920615	33500; 33700	33900*
Impala	2013	2013		315	22853741	33500; 33700	33900*
Impala	2013	2021		314.9	22854866	33500; 33700	33900*
Impala	2014	2016		314.9	22854866	33500; 33700	33900*
Malibu	2003	2008		315	15922396	33500; 33700	33900*
Malibu	2007	2008	Snap-in	315	15254101	33500; 33700	33900*
Malibu	2007	2008	Clamp-in	315	15921013	33500; 33700	33900*
Malibu	2009	2009		315	15922396	33500; 33700	33900*
Malibu	2010	2010		314.9	12768826	33500; 33700	33900*
Malibu	2011	2013		315	25920615	33500; 33700	33900*
Malibu	2012	2012		315	15254101	33500; 33700	33900*
Malibu	2013	2015		314.9	22854866	33500; 33700	33900*
Malibu	2015	2018	Without Tire Fill Alert	433	13598773	33500; 33700	33900*

* Suitable for rims with 90° valve holes only.

Vehicle Make & Model	Year From	Year To	Notes	Sensor frequency (MHz)	OEM Sensor PN	EZ-sensor®	EZ-sensor® 90°
Malibu	2016	2017	Base Model	433	13598773	33500; 33700	33900*
Malibu	2016	2017	Limited	315	13598772	33500; 33700	33900*
Malibu	2019	2021	With Tire Fill Alert	315	13516164	33500; 33700	33900*
Matiz	2010	2018		433	22853740	33500; 33700	33900*
Monte Carlo	2005	2006		315	15268606	33500; 33700	33900*
Monte Carlo	2007	2009	Clamp-in	315	15268606	33500; 33700	33900*
Monte Carlo	2007	2009	Snap-in	315	15254101	33500; 33700	33900*
Orlando	2011	2015		314.9	12768826	33500; 33700	33900*
Silverado	1998	2004		315	15136883	33500; 33700	33900*
Silverado	2005	2007		315	15114379	33500; 33700	33900*
Silverado	2006	2007	Snap-in	315	15254101	33500; 33700	33900*
Silverado	2006	2007	Clamp-in	315	15825475	33500; 33700	33900*
Silverado	2008	2009		315	15922396	33500; 33700	33900*
Silverado	2010	2014		314.9	13581558	33500; 33700	33900*
Silverado	2013	2016		314.9	22854866	33500; 33700	33900*
Silverado	2017	2017		315	13598772	33500; 33700	33900*
Silverado	2018	2018		315	13516164	33500; 33700	33900*
Silverado	2018	2019		433	13516165	33500; 33700	33900*
Silverado	2019	2020		433	13516165	33500; 33700	33900*
Silverado	2020	2021	2500 / 3500	433	13598463	33500; 33700	33900*
Silverado	2020	2021	1500	433	13528563	33500; 33700	33900*
Silverado HD	2000	2004		315	15136883	33500; 33700	33900*
Silverado HD	2005	2007		315	15114379	33500; 33700	33900*
Silverado HD	2007	2007		315	15114379	33500; 33700	33900*
Silverado HD	2008	2009		315	15922396	33500; 33700	33900*
Silverado HD	2010	2014		315	25920615	33500; 33700	33900*
Silverado HD	2014	2016		314.9	13581558	33500; 33700	33900*
Silverado HD	2017	2017		315	13598772	33500; 33700	33900*
Silverado HD	2018	2020		315	13516164	33500; 33700	33900*
Silverado HD	2019	2021	Front & Rear Outer	433	13598463	33500; 33700	33900*
Silverado HD	2019	2021	Rear Inner Wheels	433	84607659	33500; 33700	33900*
Sonic	2011	2021		314.9	13581558	33500; 33700	33900*
Spark	2010	2017		314.9	22854866	33500; 33700	33900*
Spark	2015	2018		314.9	22854866	33500; 33700	33900*
Spark	2019	2021		315	13516164	33500; 33700	33900*
SS	2013	2015		315	20964159	33500; 33700	33900*
SS	2016	2018		315	13598786	33500; 33700	33900*
SSR	2003	2008		315	25774006	33500; 33700	33900*
Suburban	1999	2004		315	15136883	33500; 33700	33900*
Suburban	2005	2006		315	15114379	33500; 33700	33900*
Suburban	2006	2006		315	15114379	33500; 33700	33900*
Suburban	2007	2007	Snap-in	315	15254101	33500; 33700	33900*
Suburban	2007	2007	Clamp-in	315	15825475	33500; 33700	33900*

* Suitable for rims with 90° valve holes only.

Vehicle Make & Model	Year From	Year To	Notes	Sensor frequency (MHz)	OEM Sensor PN	EZ-sensor®	EZ-sensor® 90°
Suburban	2008	2009		315	15922396	33500; 33700	33900*
Suburban	2010	2012		315	25920615	33500; 33700	33900*
Suburban	2013	2014		315	13586335	33500; 33700	33900*
Suburban	2014	2016		314.9	13581558	33500; 33700	33900*
Suburban	2017	2017		315	13586335	33500; 33700	33900*
Suburban	2018	2018		315	13516164	33500; 33700	33900*
Suburban	2019	2020		315	13516164	33500; 33700	33900*
Suburban	2020	2021		433	13533166	33500; 33700	33900*
Tahoe	2000	2004		315	15136883	33500; 33700	33900*
Tahoe	2005	2006		315	15114379	33500; 33700	33900*
Tahoe	2005	2006		315	15114379	33500; 33700	33900*
Tahoe	2007	2007	Snap-in	315	15254101	33500; 33700	33900*
Tahoe	2007	2007	Clamp-in	315	15825475	33500; 33700	33900*
Tahoe	2008	2009		315	15922396	33500; 33700	33900*
Tahoe	2010	2011		315	25920615	33500; 33700	33900*
Tahoe	2012	2012		315	20923680	33500; 33700	33900*
Tahoe	2013	2014		315	13586335	33500; 33700	33900*
Tahoe	2014	2017		314.9	13581558	33500; 33700	33900*
Tahoe	2018	2020		315	13516164	33500; 33700	33900*
Tahoe	2020	2021		433	13533166	33500; 33700	33900*
Trailblazer	2001	2011		315	25774006	33500; 33700	33900*
Trailblazer EXT	2002	2007		315	25774006	33500; 33700	33900*
Traverse	2008	2012		315	13586335	33500; 33700	33900*
Traverse	2013	2014		315	22853741	33500; 33700	33900*
Traverse	2014	2017		315	23445327	33500; 33700	33900*
Traverse	2017	2018		433	13516165	33500; 33700	33900*
Traverse	2017	2021		433	13516165	33500; 33700	33900*
Trax	2012	2017		314.9	13581558	33500; 33700	33900*
Trax	2018	2021		315	13516164	33500; 33700	33900*
Uplander	2004	2011		315	15268606	33500; 33700	33900*
Volt	2010	2015		314.9	22854866	33500; 33700	33900*
Volt	2015	2017		314.9	22854866	33500; 33700	33900*
Volt	2017	2018	315 MHz	315	13598772	33500; 33700	33900*
Volt	2017	2018	433 MHz	433	13598773	33500; 33700	33900*
Volt	2019	2020	433 MHz	433	13512347	33500; 33700	33900*
Chrysler							
200	2006	2014		315	68078861AA	33500; 33700	33900*
200	2007	2015		315	68078861AA	33500; 33700	33900*
200	2014	2014		315	56029526AA	33500; 33700	33900*
200	2015	2019		433	68193586AC	33500; 33700	33900*
300	2004	2006		315	56029465AC	33500; 33700	33900*
300	2007	2007	315 MHz	315	56029465AC	33500; 33700	33900*
300	2007	2007	433 MHz	433	68001698AA	33500; 33700	33900*
300	2008	2008		433	68001698AA	33500; 33700	33900*
300	2009	2009		433	56029400AC	33500; 33700	33900*

* Suitable for rims with 90° valve holes only.

Vehicle Make & Model	Year From	Year To	Notes	Sensor frequency (MHz)	OEM Sensor PN	EZ-sensor®	EZ-sensor® 90°
300	2010	2011		433	56029398AB	33500; 33700	33900*
300	2011	2016		433	56029398AB	33500; 33700	33900*
300	2017	2021	Chrysler 300S Only	433	56029400AE	33500; 33700	33900*
300	2017	2021	Chrysler 300 Only	433	68241067AB	33500; 33700	33900*
300M	2002	2006		433	52088990AC	33500; 33700	33900*
Aspen	2006	2008		315	56053036AA	33500; 33700	33900*
Aspen	2009	2011		315	56029465AB	33500; 33700	33900*
Concorde	2002	2006		433	52088990AC	33500; 33700	33900*
Crossfire	2004	2004		433	52088990AD	33500; 33700	33900*
Crossfire	2005	2010	Conti	315	56029465AC	33500; 33700	33900*
Crossfire	2005	2010	Schr	433	52088990AC	33500; 33700	33900*
Intrepid	2001	2005		433	52088990AC	33500; 33700	33900*
Pacifica	2003	2003	433 MHz	433	52088990AC	33500; 33700	33900*
Pacifica	2004	2005	315 MHz	315	5127335AB	33500; 33700	33900*
Pacifica	2006	2006		315	56029465AC	33500; 33700	33900*
Pacifica	2007	2007		315	68001696AA	33500; 33700	33900*
Pacifica	2008	2008		315	68001696AA	33500; 33700	33900*
Pacifica	2009	2010		315	68001696AA	33500; 33700	33900*
Pacifica	2016	2021		433	68252493AA	33500; 33700	33900*
Prowler	2001	2001		315	4815132AB	33500; 33700	33900*
Prowler	2002	2004		433	52088990AC	33500; 33700	33900*
PT Cruiser	2004	2009		315	68001696AA	33500; 33700	33900*
PT Cruiser	2008	2012		315	68001696AA	33500; 33700	33900*
Sebring	2006	2012		315	68001696AA	33500; 33700	33900*
Sebring	2007	2009	315 MHz	315	56029465AC	33500; 33700	33900*
Sebring	2007	2009	433 MHz	433	68001698AA	33500; 33700	33900*
Town & Country	2002	2003		433	52088990AC	33500; 33700	33900*
Town & Country	2004	2005		315	5127335AB	33500; 33700	33900*
Town & Country	2006	2007		315	68001696AA	33500; 33700	33900*
Town & Country	2007	2007		315	68001696AA	33500; 33700	33900*
Town & Country	2008	2010	433 MHz	433	68001698AA	33500; 33700	33900*
Town & Country	2008	2010	315 MHz	315	56029465AB	33500; 33700	33900*
Town & Country	2011	2019		433	56029398AB	33500; 33700	33900*
Voyager	2002	2007		433	52088990AC	33500; 33700	33900*
Voyager	2019	2020		433	68313387AB	33500; 33700	33900*
Dodge							
Avenger	2007	2016		315	68078861AA	33500; 33700	33900*
Caliber	2006	2014		315	68078861AA	33500; 33700	33900*
Caravan	2002	2003		433	52088990AC	33500; 33700	33900*
Caravan	2004	2005		315	5127335AB	33500; 33700	33900*
Caravan	2006	2006		315	68001696AA	33500; 33700	33900*
Caravan	2007	2007	OE is Snap-in	315	68078861AA	33500; 33700	33900*

* Suitable for rims with 90° valve holes only.

Vehicle Make & Model	Year From	Year To	Notes	Sensor frequency (MHz)	OEM Sensor PN	EZ-sensor®	EZ-sensor® 90°
Caravan	2007	2007	OE is Clamp-in	315		33500; 33700	33900*
Caravan	2011	2021		433	56029398AB	33500; 33700	33900*
Challenger	2008	2009		433	56029400AC	33500; 33700	33900*
Challenger	2010	2010	SRT Only	433	56029400AC	33500; 33700	33900*
Challenger	2010	2010	Excluding SRT	433	56029398AB	33500; 33700	33900*
Challenger	2011	2015	SRT Only	433	56029400AE	33500; 33700	33900*
Challenger	2011	2015	Excluding SRT	433	68241067AB	33500; 33700	33900*
Challenger	2014	2015	R/T, GT, T/A, 392 & SRT Models	433	56029400AE	33500; 33700	33900*
Challenger	2014	2015	Challenger Base Model	433	56029398AB	33500; 33700	33900*
Challenger	2016	2021	Challenger Base Model	433	56029398AB	33500; 33700	33900*
Challenger	2016	2021	R/T, GT, T/A, 392 & SRT Models	433	56029400AE	33500; 33700	33900*
Charger	2005	2007		315	68001696AA	33500; 33700	33900*
Charger	2008	2008		433	68001698AA	33500; 33700	33900*
Charger	2009	2009		433	56029400AC	33500; 33700	33900*
Charger	2010	2011		433	68241067AA	33500; 33700	33900*
Charger	2011	2014		433	56029398AB	33500; 33700	33900*
Charger	2015	2021	R/T, Daytona & SRT Models	433	56029400AE	33500; 33700	33900*
Charger	2015	2021	Charger Base Model Only	433	68241067AB	33500; 33700	33900*
Dakota	2008	2010	Snap-in	315	56029479AA	33500; 33700	33900*
Dakota	2011	2013		315	56029479AB	33500; 33700	33900*
Dart	2012	2019		433	68193586AB	33500; 33700	33900*
Durango	2003	2011		315	56053036AA	33500; 33700	33900*
Durango	2010	2016		433	56029398AB	33500; 33700	33900*
Durango	2017	2021		433	68313387AB	33500; 33700	33900*
Intrepid	2002	2007		433	52088990AC	33500; 33700	33900*
Journey	2008	2010		433	68001698AA	33500; 33700	33900*
Journey	2011	2021		433	68241067AA	33500; 33700	33900*
Magnum	2005	2007		315		33500; 33700	33900*
Magnum	2008	2010		433	68001698AA	33500; 33700	33900*
Nitro	2006	2013		315	56029465AC	33500; 33700	33900*
Ram	2007	2007	1500 Standard Cab	315		33500; 33700	33900*
Ram	2008	2008	2500	315		33500; 33700	33900*
Ram	2009	2009	2500	315		33500; 33700	33900*
Ram	2009	2009	1500 433MHz	433		33500; 33700	33900*

* Suitable for rims with 90° valve holes only.

Vehicle Make & Model	Year From	Year To	Notes	Sensor frequency (MHz)	OEM Sensor PN	EZ-sensor®	EZ-sensor® 90°
Sprinter	2007	2020		315	68038945AA	33500; 33700	33900*
Stratus	2007	2011		315	68001696AB	33500; 33700	33900*
Viper	2003	2010		433	52088990AC	33500; 33700	33900*
Viper	2011	2013		433	56029400AD	33500; 33700	33900*
Viper	2013	2019		433	56029400AE	33500; 33700	33900*
Ferrari							
488/F8	2015	2021		433	282189	33500; 33700	33900*
California	2009	2019		433	282189	33500; 33700	33900*
Enzo	2003	2007		433	224551	33500; 33700	33900*
F12/812	2012	2021		433	282189	33500; 33700	33900*
F430	2005	2011		433	224549	33500; 33700	33900*
F458	2009	2017		433	282189	33500; 33700	33900*
F550/575	1998	2007		433	224549	33500; 33700	33900*
F599 GTB	2006	2013		433	312450	33500; 33700	33900*
F612	2004	2011		433	224549	33500; 33700	33900*
F8	2021	2021		433	282189	33500; 33700	33900*
FF/GTC4Lusso	2011	2020		433	282189	33500; 33700	33900*
LaFerrari	2014	2018		433	282189	33500; 33700	33900*
Portofino	2018	2021		433	282189	33500; 33700	33900*
Fiat							
124	2016	2017		433	BHB6-37140	33500; 33700	33900*
124	2018	2021		315	68375775AA	33500; 33700	33900*
500C	2008	2021	Direct	433	68241067AB	33500; 33700	33900*
500L	2013	2021		433	56029398AB	33500; 33700	33900*
500X	2015	2016		433	56029398AB	33500; 33700	33900*
500X	2017	2021		433	68313387AB	33500; 33700	33900*
Ducato	2014	2021		433	05154876AA	33500; 33700	33900*
Ford							
Bronco	2021	2021		433	3023 , 329018	33500; 33700	33900*
Bronco Sport	2020	2021		433	3023 , 329018	33500; 33700	33900*
C-Max	2012	2020		315	9L3Z-1A189-A	33500; 33700	33900*
Crown Victoria	1991	2013		315	6F2Z-1A189A	33500; 33700	33900*
Ecosport	2012	2017		315	9L3Z-1A189-A	33500; 33700	33900*
Ecosport	2018	2021		315	F2GT-1A180-AB	33500; 33700	33900*
Edge	2006	2010	With Chrome Wheels	315	6F2Z-1A189A	33500; 33700	33900*
Edge	2006	2010	Without Chrome Wheels	315	7L1Z-1A189A	33500; 33700	33900*
Edge	2011	2015		315	DE8T-1A180-AA	33500; 33700	33900*
Edge	2015	2021		315	F2GT-1A180-AB	33500; 33700	33900*
Escape	2000	2007		315	6F2Z-1A189A	33500; 33700	33900*
Escape	2007	2012		315	DE8T-1A180-AA	33500; 33700	33900*
Escape	2012	2020		315	9L3Z-1A189-A	33500; 33700	33900*
Escape	2019	2021		315	JX7T-1A180-AA	33500; 33700	33900*

* Suitable for rims with 90° valve holes only.

Vehicle Make & Model	Year From	Year To	Notes	Sensor frequency (MHz)	OEM Sensor PN	EZ-sensor®	EZ-sensor® 90°
E-Series	2007	2009		315	8C2Z-1A189A	33500; 33700	33900*
E-Series	2010	2010	Alloy wheels	315	8C2Z-1A189A	33500; 33700	33900*
E-Series	2010	2010	Steel wheels	315	9L3Z-1A189A	33500; 33700	33900*
E-Series	2011	2012		315	9L3Z-1A189A	33500; 33700	33900*
E-Series	2013	2015		315	CM5T-1A180-AA	33500; 33700	33900*
E-Series	2016	2019		315	DE8T-1A180-AA	33500; 33700	33900*
E-Series	2020	2020		315	20280	33500; 33700	33900*
Expedition	2002	2004		433	4L2Z-1A150-BA	33500; 33700	33900*
Expedition	2005	2006		315	5L1Z-1A150-AA	33500; 33700	33900*
Expedition	2006	2010	With Chrome Wheels	315	6F2Z-1A189A	33500; 33700	33900*
Expedition	2006	2010	Without Chrome Wheels	315	7L1Z-1A189A	33500; 33700	33900*
Expedition	2011	2018		315	9L3Z-1A189-A	33500; 33700	33900*
Expedition	2017	2021		315	GL3T-1A180-GB	33500; 33700	33900*
Expedition EL	2006	2018		315	9L3Z-1A189-A	33500; 33700	33900*
Expedition Max	2017	2021		315	GL3T-1A180-GA	33500; 33700	33900*
Explorer	2001	2005		433	4L2Z-1A150-BA	33500; 33700	33900*
Explorer	2005	2011		315	6F2Z-1A189A	33500; 33700	33900*
Explorer	2010	2015		315	9L3Z-1A189-A	33500; 33700	33900*
Explorer	2016	2019		315	F2GT-1A180-AB	33500; 33700	33900*
Explorer	2019	2021		315	JX7T-1A180-AA	33500; 33700	33900*
Explorer Sport Trac	2006	2012		315	6F2Z-1A189A	33500; 33700	33900*
F-150 Lobo SuperCrew	2014	2019		315	F2GT-1A180-AB	33500; 33700	33900*
F-150 Lobo SuperCrew	2020	2020		315	JX7T-1A180-AA	33500; 33700	33900*
F-150 Reg/Ext	2003	2008		315	6F2Z-1A189A	33500; 33700	33900*
F-150 Reg/Ext	2008	2015		315	9L3Z-1A189-A	33500; 33700	33900*
F-150 Reg/Ext	2014	2017	315 MHz	315	F2GT-1A180-AB	33500; 33700	33900*
F-150 Reg/Ext	2018	2019	315 MHz	315	GL3T-1A180-GA	33500; 33700	33900*
F-150 Reg/Ext	2020	2021		315	JX7T-1A180-AA	33500; 33700	33900*
F-150 SuperCrew	2003	2008		315	6F2Z-1A189A	33500; 33700	33900*
F-150 SuperCrew	2008	2015		315	9L3T-1A180-AF	33500; 33700	33900*
F-150 SuperCrew	2014	2019		315	F2GT-1A180-AB	33500; 33700	33900*
F-150 SuperCrew	2020	2021		315	JX7T-1A180-AA	33500; 33700	33900*
F-250/350 Super Duty	2007	2010		315	8C2Z-1A189A	33500; 33700	33900*
F-250/350 Super Duty	2010	2010	Snap-in	315	9L3T-1A180-AF	33500; 33700	33900*

* Suitable for rims with 90° valve holes only.

Vehicle Make & Model	Year From	Year To	Notes	Sensor frequency (MHz)	OEM Sensor PN	EZ-sensor®	EZ-sensor® 90°
F-250/350 Super Duty	2010	2010	Banded	315	8C2Z-1A189A	33500; 33700	33900*
F-250/350 Super Duty	2011	2016		315	9L3Z-1A189-A	33500; 33700	33900*
F-250/350 Super Duty	2016	2021		315	FR3V-1A180-AA	33500; 33700	33900*
Fiesta	2010	2012		315	9L3Z-1A189-A	33500; 33700	33900*
Fiesta	2010	2017		315	9L3Z-1A189A	33500; 33700	33900*
Fiesta	2018	2020		315	DE8T-1A180-AA	33500; 33700	33900*
Five Hundred	2004	2009		315	7L1Z-1A189A	33500; 33700	33900*
Flex	2008	2010		315	7L1Z-1A189A	33500; 33700	33900*
Flex	2011	2020		315	9L3Z-1A189-A	33500; 33700	33900*
Focus	2007	2009		315	6F2Z-1A189A	33500; 33700	33900*
Focus	2008	2009		315	6F2Z-1A189A	33500; 33700	33900*
Focus	2009	2011		315	9L3Z-1A189A	33500; 33700	33900*
Focus	2010	2011		315	9L3Z-1A189-A	33500; 33700	33900*
Focus	2011	2014		315	9L3Z-1A189-A	33500; 33700	33900*
Focus	2015	2015	Base Model	315	EB3T-1A180-AA	33500; 33700	33900*
Focus	2015	2015	Sport	315	G1ET-1A180-AA	33500; 33700	33900*
Focus	2016	2017		315	EB3T-1A180-AB	33500; 33700	33900*
Focus	2018	2020	Base Model	315	EB3T-1A180-AA	33500; 33700	33900*
Focus	2018	2020	ST	433	EV6T-1A180-CC; 2036832	33500; 33700	33900*
Freestar	2003	2005		315	5L1Z-1A150-AA	33500; 33700	33900*
Freestar	2006	2010		315	6F2Z-1A189A	33500; 33700	33900*
Freestyle	2004	2010		315	6F2Z-1A189A	33500; 33700	33900*
Fusion	2005	2009		315	6F2Z-1A189A	33500; 33700	33900*
Fusion	2010	2012		315	DE8T-1A180-AA	33500; 33700	33900*
Fusion	2012	2013		315	DE8T-1A180-AA	33500; 33700	33900*
Fusion	2014	2016		315	9L3Z-1A189-A	33500; 33700	33900*
Fusion	2017	2018		315	HC3T-1A180-AB	33500; 33700	33900*
Fusion	2019	2021		315	HC3T-1A180-AC	33500; 33700	33900*
GT	2017	2021		315	12970-11-1122	33500; 33700	33900*
Mustang	2004	2009		315	6F2Z-1A189A	33500; 33700	33900*
Mustang	2010	2012		315	DE8T-1A180-AA	33500; 33700	33900*
Mustang	2013	2015	Mustang	315	DE8T-1A180-AA	33500; 33700	33900*
Mustang	2013	2015	Shelby GT500	315	DR3V-1A180-AA	33500; 33700	33900*
Mustang	2014	2021	Mustang	315	F2GT-1A180-AB	33500; 33700	33900*
Mustang	2014	2021	Shelby Mustang	315	FR3V-1A180-AA	33500; 33700	33900*
Ranger	1992	2013		315	6F2Z-1A189A	33500; 33700	33900*
Ranger	2012	2018		315	9L3Z-1A189-A	33500; 33700	33900*
Ranger	2019	2021		315	GL3T-1A180-GB	33500; 33700	33900*
Taurus	2007	2009		315	7L1Z-1A189A	33500; 33700	33900*
Taurus	2009	2010		315	7L1Z-1A189A	33500; 33700	33900*

* Suitable for rims with 90° valve holes only.

Vehicle Make & Model	Year From	Year To	Notes	Sensor frequency (MHz)	OEM Sensor PN	EZ-sensor®	EZ-sensor® 90°
Taurus	2010	2010	Snap-in	315	9L3T-1A180-AF	33500; 33700	33900*
Taurus	2010	2010	Banded	315	7L1Z-1A189A	33500; 33700	33900*
Taurus	2011	2020		315	9L3Z-1A189-A	33500; 33700	33900*
Taurus X	2007	2011		315	7L1Z-1A189A	33500; 33700	33900*
Transit	2014	2019		315	9L3Z-1A189-A	33500; 33700	33900*
Transit	2020	2021		315	JX7T-1A180-AA	33500; 33700	33900*
Transit Connect	2009	2014		315	DE8T-1A180-AA	33500; 33700	33900*
Transit Connect	2013	2018		315	9L3T-1A180-AF	33500; 33700	33900*
Transit Connect	2018	2021		315	F2GT-1A180-AC	33500; 33700	33900*
Freightliner							
Sprinter	2007	2018		433	A0009057200	33500; 33700	33900*
Genesis							
G70	2018	2021		433	52933-J5000	33500; 33700	33900*
G80	2016	2017		433	52933-D4100	33500; 33700	33900*
G80	2018	2020		433	52933-2J100	33500; 33700	33900*
G90	2016	2021		433	52933-D4100	33500; 33700	33900*
GMC							
Acadia	2006	2007		315	10394110	33500; 33700	33900*
Acadia	2008	2008		315	15921013	33500; 33700	33900*
Acadia	2009	2012		315	25920615	33500; 33700	33900*
Acadia	2013	2014		315	22853741	33500; 33700	33900*
Acadia	2015	2015		315	23445327	33500; 33700	33900*
Acadia	2016	2016		315	13598771	33500; 33700	33900*
Acadia	2016	2017		315	13598771	33500; 33700	33900*
Acadia	2017	2017	Limited	315	13598771	33500; 33700	33900*
Acadia	2017	2017	Base Model	433	3063/29015	33500; 33700	33900*
Acadia	2018	2018		433	13516165	33500; 33700	33900*
Acadia	2018	2021		433	13516165	33500; 33700	33900*
Canyon	2003	2014		315	15122618	33500; 33700	33900*
Canyon	2014	2019		314.9	13581558	33500; 33700	33900*
Canyon	2019	2021		315	13512346	33500; 33700	33900*
Envoy	2001	2011		315	25774006	33500; 33700	33900*
Envoy XL	2002	2006		315	25774006	33500; 33700	33900*
Envoy XUV	2003	2005		315	25774006	33500; 33700	33900*
Savana	2002	2009		315	15921013	33500; 33700	33900*
Savana	2010	2011		315	25920615	33500; 33700	33900*
Savana	2012	2012		315	20923680	33500; 33700	33900*
Savana	2013	2014		315	22853741	33500; 33700	33900*
Savana	2015	2021		315	13586335	33500; 33700	33900*
Sierra	1998	2004		315	15136883	33500; 33700	33900*
Sierra	1998	2004		315	15136883	33500; 33700	33900*

* Suitable for rims with 90° valve holes only.

Vehicle Make & Model	Year From	Year To	Notes	Sensor frequency (MHz)	OEM Sensor PN	EZ-sensor®	EZ-sensor® 90°
Sierra	2005	2006		315	15114379	33500; 33700	33900*
Sierra	2005	2007		315	15114379	33500; 33700	33900*
Sierra	2006	2007	Clamp-in	315	15114379	33500; 33700	33900*
Sierra	2006	2007	Snap-in	315	15254101	33500; 33700	33900*
Sierra	2008	2009		315	15922396	33500; 33700	33900*
Sierra	2010	2012		315	25920615	33500; 33700	33900*
Sierra	2013	2014		315	13586335	33500; 33700	33900*
Sierra	2013	2016		314.9	22854866	33500; 33700	33900*
Sierra	2017	2017		315	13598772	33500; 33700	33900*
Sierra	2018	2018		315	13516164	33500; 33700	33900*
Sierra	2018	2019		433	13516165	33500; 33700	33900*
Sierra	2019	2020		433	13516165	33500; 33700	33900*
Sierra	2020	2021	2500 / 3500	433	13598463	33500; 33700	33900*
Sierra	2020	2021	1500	433	13528563	33500; 33700	33900*
Sierra HD	2000	2004		315	15136883	33500; 33700	33900*
Sierra HD	2005	2007		315	15114379	33500; 33700	33900*
Sierra HD	2007	2007	Classic Only	315	15114379	33500; 33700	33900*
Sierra HD	2007	2007	OE is Schrader Snap-in	315	15254101	33500; 33700	33900*
Sierra HD	2007	2007	OE is TRW Clamp-in	315	15825475	33500; 33700	33900*
Sierra HD	2008	2009		315	15922396	33500; 33700	33900*
Sierra HD	2010	2012		315	25920615	33500; 33700	33900*
Sierra HD	2013	2014		315	13586335	33500; 33700	33900*
Sierra HD	2014	2016		314.9	13581558	33500; 33700	33900*
Sierra HD	2017	2017		315	13598772	33500; 33700	33900*
Sierra HD	2018	2020		315	13516164	33500; 33700	33900*
Sierra HD	2019	2021	Front & Rear Outer	433	13598463	33500; 33700	33900*
Sierra HD	2019	2021	Rear Inner Wheels	433	84607659	33500; 33700	33900*
Terrain	2009	2012		314.9	12768826	33500; 33700	33900*
Terrain	2013	2014		314.9	22854866	33500; 33700	33900*
Terrain	2015	2017		315	13586335	33500; 33700	33900*
Terrain	2017	2018		315	13516164	33500; 33700	33900*
Terrain	2017	2021		315	13516164	33500; 33700	33900*
Yukon	2000	2004		315	15136883	33500; 33700	33900*
Yukon	2005	2006		315	15114379	33500; 33700	33900*
Yukon	2006	2007	Snap-in	315	15254101	33500; 33700	33900*
Yukon	2006	2007	Clamp-in	315	15825475	33500; 33700	33900*
Yukon	2008	2009		315	15922396	33500; 33700	33900*
Yukon	2010	2011		315	25920615	33500; 33700	33900*
Yukon	2012	2012		315	20923680	33500; 33700	33900*
Yukon	2013	2014		315	13586335	33500; 33700	33900*

* Suitable for rims with 90° valve holes only.

Vehicle Make & Model	Year From	Year To	Notes	Sensor frequency (MHz)	OEM Sensor PN	EZ-sensor®	EZ-sensor® 90°
Yukon	2014	2016		314.9	13581558	33500; 33700	33900*
Yukon	2017	2017		315	13598772	33500; 33700	33900*
Yukon	2018	2020		315	13516164	33500; 33700	33900*
Yukon	2020	2021		433	13533166	33500; 33700	33900*
Yukon XL	1999	2004		315	15136883	33500; 33700	33900*
Yukon XL	2005	2006		315	15114379	33500; 33700	33900*
Yukon XL	2006	2007	Snap-in	315	15254101	33500; 33700	33900*
Yukon XL	2006	2007	Clamp-in	315	15825475	33500; 33700	33900*
Yukon XL	2008	2009		315	15922396	33500; 33700	33900*
Yukon XL	2010	2011		315	25920615	33500; 33700	33900*
Yukon XL	2012	2012		315	20923680	33500; 33700	33900*
Yukon XL	2013	2014		315	13586335	33500; 33700	33900*
Yukon XL	2014	2016		314.9	13581558	33500; 33700	33900*
Yukon XL	2017	2020		314.9	12768826	33500; 33700	33900*
Yukon XL	2020	2021		433	13533166	33500; 33700	33900*
Honda							
Accord	2007	2012		315	42753-SWA-316	33500; 33700	33900*
Accord Cross-Tour	2009	2014		315	42753-TPS-A82	33500; 33700	33900*
Civic	2005	2011		315	42753-SNA-A83	33500; 33700	33900*
Civic	2011	2014		315	42753-SNA-A83	33500; 33700	33900*
CR-V	2006	2012	Alloy wheels	315	42753-SWA-306	33500; 33700	33900*
CR-V	2012	2013		315	42753-SNA-A82	33500; 33700	33900*
CR-Z	2010	2018		315	42753-SNA-A83	33500; 33700	33900*
Element	2006	2007		315	06421-SCV-A00	33500; 33700	33900*
Element	2008	2008		315	42753-SHJ-A82	33500; 33700	33900*
Element	2009	2013		315	42753-SNA-A83	33500; 33700	33900*
Fit	2006	2008		315	42753-SWA-306	33500; 33700	33900*
Fit	2007	2008		315	42753-SWA-306	33500; 33700	33900*
Fit	2009	2012		315	42753-SNA-A83	33500; 33700	33900*
Fit	2013	2014		315	42753-TR3-A81	33500; 33700	33900*
Insight	2009	2016		315	42753-SNA-A83	33500; 33700	33900*
Odyssey	2004	2007	Touring	315	06421-S3V-A02	33500; 33700	33900*
Odyssey	2004	2007	Non Touring	315	06421-SCV-A00	33500; 33700	33900*
Odyssey	2008	2011		315	42753-SHJ-A82	33500; 33700	33900*
Odyssey	2010	2013		315	42753-SNA-A83	33500; 33700	33900*
Odyssey	2014	2017		315	42753-TR3-A81	33500; 33700	33900*
Odyssey	2017	2017		315	42753-TR3-A81	33500; 33700	33900*
Passport	2019	2020		433	42753-T6N-E01	33500; 33700	33900*
Pilot	2002	2004		315	06421-S3V-A02	33500; 33700	33900*
Pilot	2005	2005	Steel wheels	315	06421-S9V-A01	33500; 33700	33900*
Pilot	2005	2005	Alloy wheels	315	06421-S3V-A02	33500; 33700	33900*
Pilot	2006	2006		315	06421-S3V-A02	33500; 33700	33900*

* Suitable for rims with 90° valve holes only.

Vehicle Make & Model	Year From	Year To	Notes	Sensor frequency (MHz)	OEM Sensor PN	EZ-sensor®	EZ-sensor® 90°
Pilot	2007	2008		315	06421-S3V-A04	33500; 33700	33900*
Pilot	2008	2015	Alloy wheels	315	42753STKA02	33500; 33700	33900*
Ridgeline	2005	2006		315	06421-S3V-A02	33500; 33700	33900*
Ridgeline	2007	2008	Alloy wheels	315	06421-S3V-A02	33500; 33700	33900*
Ridgeline	2007	2008	Steel wheels	315	06421-S9V-A01	33500; 33700	33900*
Ridgeline	2009	2012	Alloy wheels	315	06421-SHJ-A53	33500; 33700	33900*
Ridgeline	2009	2012	Steel wheels	315	06421-S3V-A02	33500; 33700	33900*
Ridgeline	2013	2016	Steel wheels	315	06421-S3V-A02	33500; 33700	33900*
Ridgeline	2013	2016	Alloy wheels	315	06421-SHJ-A53	33500; 33700	33900*
S2000	2008	2011		315	42753-SWA-316	33500; 33700	33900*
Hummer							
H2	2002	2011		315	15922396	33500; 33700	33900*
H3	2005	2012		315	15122618	33500; 33700	33900*
H3T	2008	2012		315	15122618	33500; 33700	33900*
Hyundai							
Accent	2006	2011		315	52933-2F000	33500; 33700	33900*
Accent	2011	2014		315	52933-2M000	33500; 33700	33900*
Accent	2015	2017		433	52933-3N100	33500; 33700	33900*
Accent	2017	2021		433	52933-2J100	33500; 33700	33900*
Accent	2018	2019		433	52933-A5100	33500; 33700	33900*
Azera	2005	2012		315	52933-2G200	33500; 33700	33900*
Creta	2016	2020		433	52933-B2100	33500; 33700	33900*
Creta	2020	2021	Sold in Mexico	433	52940-BV100	33500; 33700	33900*
Elantra	2006	2010		315	52933-2G200	33500; 33700	33900*
Elantra	2007	2014	Touring	315	52933-2M000	33500; 33700	33900*
Elantra	2010	2013		315	52933-3X200	33500; 33700	33900*
Elantra	2012	2017	GT	433	52933-3N100	33500; 33700	33900*
Elantra	2014	2016		433	52933-3X205	33500; 33700	33900*
Elantra	2016	2021		433	52933-F2000	33500; 33700	33900*
Elantra	2017	2021		433	52933-F2000	33500; 33700	33900*
Elantra	2020	2021			52940-L1100	33500; 33700	33900*
Entourage	2006	2012		315	52933-4D200	33500; 33700	33900*
Equus	2010	2013		315	52933-2F000	33500; 33700	33900*
Equus	2014	2017		315	52933-2M001	33500; 33700	33900*
Genesis	2008	2012		315	52933-2F000	33500; 33700	33900*
Genesis	2013	2014		315	52933-2M000	33500; 33700	33900*
Genesis	2014	2016		433	52933-3N100	33500; 33700	33900*
Genesis	2017	2020		433	52933-D4100	33500; 33700	33900*
Genesis Coupe	2009	2012		315	52933-2M000	33500; 33700	33900*

* Suitable for rims with 90° valve holes only.

Vehicle Make & Model	Year From	Year To	Notes	Sensor frequency (MHz)	OEM Sensor PN	EZ-sensor®	EZ-sensor® 90°
Genesis Coupe	2013	2016		433	52933-3N100	33500; 33700	33900*
Genesis Coupe	2017	2018		433	52933-D4100	33500; 33700	33900*
Ioniq	2017	2021		433	52933-D4100	33500; 33700	33900*
Ioniq 5	2021	2021			52940-L1100	33500; 33700	33900*
Kona	2018	2021		433	52933-F2000	33500; 33700	33900*
Nexo	2018	2021		433	52933-C1100	33500; 33700	33900*
Palisade	2019	2021		433	52933-C8000	33500; 33700	33900*
Santa Fe	2006	2007		315	52933-4D200	33500; 33700	33900*
Santa Fe	2008	2008	High Line	315	52933-4D200	33500; 33700	33900*
Santa Fe	2008	2008	Lo Line	315	52933-2G200	33500; 33700	33900*
Santa Fe	2009	2013		315	52933-2G200	33500; 33700	33900*
Santa Fe	2013	2017		315	52933-2M000	33500; 33700	33900*
Santa Fe	2017	2018		433	52933-D4100	33500; 33700	33900*
Santa Fe	2018	2019		433	52933-D4100	33500; 33700	33900*
Santa Fe	2018	2021		433	52933-D4100	33500; 33700	33900*
Santa Fe Sport	2012	2020		315	52933-2M000	33500; 33700	33900*
Santa Fe Sport	2018	2021		433	52933-D4100	33500; 33700	33900*
Santa Fe XL	2018	2019		433	52933-D4100; 52933-F2000; 52933-D9100	33500; 33700	33900*
Sonata	2005	2007		315	52933-1FA00	33500; 33700	33900*
Sonata	2008	2008	Sonata GLS Limited	315	52933-1FA00	33500; 33700	33900*
Sonata	2008	2008	Sonata SE	315	52933-2F000	33500; 33700	33900*
Sonata	2009	2009		315	52933-2F000	33500; 33700	33900*
Sonata	2010	2010		315	52933-2F000	33500; 33700	33900*
Sonata	2011	2012		315	52933-2M000	33500; 33700	33900*
Sonata	2013	2013		315	52933-2M001	33500; 33700	33900*
Sonata	2014	2015		433	52933-C1100	33500; 33700	33900*
Sonata	2014	2020		433	52933-C1100	33500; 33700	33900*
Sonata	2019	2021			52940-L1100	33500; 33700	33900*
Starex	2021	2021		433	52940-CG100	33500; 33700	33900*
Tiburon	2002	2010		315	52933-1FA00	33500; 33700	33900*
Tucson	2004	2010		315	52933-1FA00	33500; 33700	33900*
Tucson	2009	2013		315	52933-2F000	33500; 33700	33900*
Tucson	2014	2015		315	52933-2S510U	33500; 33700	33900*
Tucson	2015	2021		433	52933-C1100	33500; 33700	33900*
Tucson	2016	2017		433	52933-C1100	33500; 33700	33900*
Tucson	2021	2021		433	52933-C1100	33500; 33700	33900*
Veloster	2017	2018		433	52933-D4100	33500; 33700	33900*
Veloster	2018	2021		433	52933-D4100	33500; 33700	33900*
Veracruz	2007	2008	Lo Line	315	52933-2G200	33500; 33700	33900*
Veracruz	2007	2008	High Line	315	52933-4D200	33500; 33700	33900*
Veracruz	2009	2015		315	52933-2G200	33500; 33700	33900*

* Suitable for rims with 90° valve holes only.

Vehicle Make & Model	Year From	Year To	Notes	Sensor frequency (MHz)	OEM Sensor PN	EZ-sensor®	EZ-sensor® 90°
Infiniti							
EX	2007	2009		315	40700-JK00B	33500; 33700	33900*
EX	2010	2010	Late	315	40700-1LA0A	33500; 33700	33900*
EX	2010	2010	Early	315	40700-JK00B	33500; 33700	33900*
EX	2011	2015		315	40700-1LA0E	33500; 33700	33900*
FX	2003	2006		315	40700-CD001	33500; 33700	33900*
FX	2007	2009		315	40700-JA01B	33500; 33700	33900*
FX	2008	2009		315	40700-JK00B	33500; 33700	33900*
FX	2010	2010	Late	315	40700-1LA0A	33500; 33700	33900*
FX	2010	2010	Early	315	40700-JK00B	33500; 33700	33900*
FX	2011	2020		315	40700-1LA0E	33500; 33700	33900*
G	2002	2006		315	40700-CD001	33500; 33700	33900*
G	2006	2009		315	40700-JK00B	33500; 33700	33900*
G	2010	2010	Late	315	40700-1LA0A	33500; 33700	33900*
G	2010	2010	Early	315	40700-JK00B	33500; 33700	33900*
G	2011	2018		315	40700-1LA0E	33500; 33700	33900*
JX	2012	2020		433	407003JA0B	33500; 33700	33900*
M	2002	2005		315	40700-CD001	33500; 33700	33900*
M	2005	2007		315	40700-CD001	33500; 33700	33900*
M	2008	2008		315	40700-JA00C	33500; 33700	33900*
M	2009	2010		315	40700-JA01C	33500; 33700	33900*
M	2010	2020		315	40700-JA01C	33500; 33700	33900*
Q45	2001	2006		315	40700-CD001	33500; 33700	33900*
Q45	2007	2008		315	40700-JA01B	33500; 33700	33900*
Q50	2013	2016		315	40700-4GA0A	33500; 33700	33900*
Q50	2017	2019		433	407003JA0B	33500; 33700	33900*
Q50	2019	2020		433	407003JA0B	33500; 33700	33900*
Q60	2013	2017		315	40700-1LA0E	33500; 33700	33900*
Q60	2016	2016		315	40700-1LA0E	33500; 33700	33900*
Q60	2017	2021		433	407003JA0B	33500; 33700	33900*
Q70	2013	2018		315	40700-1LA0E	33500; 33700	33900*
Q70	2018	2020		315	40700-1LA0E	33500; 33700	33900*
QX	2010	2021		315	40700-1LA0E	33500; 33700	33900*
QX30	2016	2020		433	A0009050030	33500; 33700	33900*
QX4	1996	2006		315	40700-CD001	33500; 33700	33900*
QX50	2013	2018		315	40700-1LA0E	33500; 33700	33900*
QX50	2018	2021		433	407004CB0B	33500; 33700	33900*
QX60	2013	2021		433	407003JA0A	33500; 33700	33900*
QX60	2021	2021		433	407003JA0A	33500; 33700	33900*
QX70	2013	2020		315	40700-1LA0E	33500; 33700	33900*
QX80	2013	2017		315	40700-1LA0E	33500; 33700	33900*
QX80	2018	2021		315	40700-5UV0A	33500; 33700	33900*
Isuzu							
Ascender	2004	2009		315	8257740060	33500; 33700	33900*
I-Series	2005	2009		315	15122618	33500; 33700	33900*

* Suitable for rims with 90° valve holes only.

Vehicle Make & Model	Year From	Year To	Notes	Sensor frequency (MHz)	OEM Sensor PN	EZ-sensor®	EZ-sensor® 90°
Rodeo	1997	2008		433	8973271890	33500; 33700	33900*
Jaguar							
E-PACE	2018	2021		433	C2D47173	33500; 33700	33900*
F-PACE	2016	2021		433	C2D47173	33500; 33700	33900*
I-PACE	2018	2021		433	C2D47173	33500; 33700	33900*
XE	2015	2021		433	C2D47173	33500; 33700	33900*
XF	2015	2021		433	C2D47173	33500; 33700	33900*
XJ	2017	2021		433	C2D47173	33500; 33700	33900*
Jeep							
Cherokee	2013	2021		433	68249197AA	33500; 33700	33900*
Commander	2005	2007		315	56029465AC	33500; 33700	33900*
Commander	2008	2012		433		33500; 33700	33900*
Compass	2006	2018		315	68001696AB	33500; 33700	33900*
Compass	2017	2017		315	68001696AB	33500; 33700	33900*
Compass	2018	2021		433	68313387AB	33500; 33700	33900*
Gladiator	2019	2021		433	68464665AA	33500; 33700	33900*
Grand Cherokee	2001	2004		433	52088990AC	33500; 33700	33900*
Grand Cherokee	2004	2007		315	68001696AB	33500; 33700	33900*
Grand Cherokee	2010	2010		433	68241067AB	33500; 33700	33900*
Grand Cherokee	2010	2015		433	68241067AB	33500; 33700	33900*
Grand Cherokee	2016	2021	Grand Cherokee	433	68313387AB	33500; 33700	33900*
Grand Cherokee	2016	2021	SRT & TrackHawk	433	68252495AC	33500; 33700	33900*
Grand Cherokee	2021	2021		433	68252495AC	33500; 33700	33900*
Liberty	2002	2004		433	52088990AC	33500; 33700	33900*
Liberty	2005	2007		315	68001696AB	33500; 33700	33900*
Liberty	2007	2008		315		33500; 33700	33900*
Liberty	2009	2009	315 MHz	315	56029465AB	33500; 33700	33900*
Liberty	2009	2009	433 MHz	433		33500; 33700	33900*
Liberty	2010	2014		315	56029465AB	33500; 33700	33900*
Patriot	2007	2020		315		33500; 33700	33900*
Renegade	2015	2016		433	68193586AC	33500; 33700	33900*
Renegade	2017	2021		433	68313387AB	33500; 33700	33900*
Renegade	2017	2021		433	68313387AB	33500; 33700	33900*
Wagoneer/ Grand Wag- oneer	2021	2021		433	68193586AC	33500; 33700	33900*
Wrangler	2006	2008		315	56053036AA	33500; 33700	33900*
Wrangler	2009	2010	Snap-in	315	56029479AA	33500; 33700	33900*
Wrangler	2009	2010	Clamp-in	433		33500; 33700	33900*
Wrangler	2011	2012		315	56029479AA	33500; 33700	33900*
Wrangler	2013	2019		433	56029398AB	33500; 33700	33900*
Wrangler	2018	2019		433	56029398AB	33500; 33700	33900*
Wrangler	2019	2021		433	68402371AA	33500; 33700	33900*
Wrangler Unlimited	2006	2019		433	56029398AB	33500; 33700	33900*

* Suitable for rims with 90° valve holes only.

Vehicle Make & Model	Year From	Year To	Notes	Sensor frequency (MHz)	OEM Sensor PN	EZ-sensor®	EZ-sensor® 90°
Wrangler Unlimited	2018	2019		433	56029398AB	33500; 33700	33900*
Wrangler Unlimited	2019	2021		433	68402371AA	33500; 33700	33900*
Kia							
Amanti	2003	2011		315	52933-1FA00	33500; 33700	33900*
Borrego	2008	2019		315	52933-2F000	33500; 33700	33900*
Cadenza	2013	2016	315 MHz	315	52933-A5000	33500; 33700	33900*
Cadenza	2013	2016	433 MHz	433	52933-A5100	33500; 33700	33900*
Cadenza	2016	2021		315	52933-A5000	33500; 33700	33900*
Forte	2009	2014		315	52933-2M000	33500; 33700	33900*
Forte	2013	2019		433	52933-3X205	33500; 33700	33900*
Forte	2018	2021		433	52940-J7000	33500; 33700	33900*
K900	2014	2019		433	52933-3T000	33500; 33700	33900*
K900	2019	2021		433	52933-C8000	33500; 33700	33900*
Magentis	2006	2012		315	52933-2G200	33500; 33700	33900*
Niro	2017	2021		433	52933-D4100	33500; 33700	33900*
Optima	2006	2010		315	52933-2G200	33500; 33700	33900*
Optima	2010	2015		315	52933-2M000	33500; 33700	33900*
Optima	2015	2021		433	52933-D4100	33500; 33700	33900*
Optima	2020	2021	Clamp-in	433	52933-D4100	33500; 33700	33900*
Optima	2020	2021	Snap-in		52940-L1100	33500; 33700	33900*
Rio	2005	2011		315	52933-2F000	33500; 33700	33900*
Rio	2011	2018		315	52933-3X200	33500; 33700	33900*
Rio	2017	2017		315	52933-3X200	33500; 33700	33900*
Rio	2018	2021		433	52933-2J100	33500; 33700	33900*
Rondo	2006	2013		315	52933-2G200	33500; 33700	33900*
Rondo	2013	2019		315	52933-2M000	33500; 33700	33900*
Sedona	2005	2008		315	52933-4D200	33500; 33700	33900*
Sedona	2009	2014		315	52933-2G200	33500; 33700	33900*
Sedona	2014	2021		433	52933-B2100	33500; 33700	33900*
Sorento	2005	2006		315	52933-2E000	33500; 33700	33900*
Sorento	2007	2009		315	52933-1FA00	33500; 33700	33900*
Sorento	2009	2015		315	52933-2M000	33500; 33700	33900*
Sorento	2014	2017		433	52933-3N100	33500; 33700	33900*
Sorento	2018	2020		433	52933-D4100	33500; 33700	33900*
Sorento	2020	2021			52940-L1100	33500; 33700	33900*
Soul	2009	2012		315	52933-2M000	33500; 33700	33900*
Soul	2013	2013		315	52933-2M001	33500; 33700	33900*
Soul	2013	2019		433	52933-B2100	33500; 33700	33900*
Soul	2019	2019		433	52933-B2100	33500; 33700	33900*
Soul	2020	2020		433	52933-D4100	33500; 33700	33900*
Spectra	2004	2011		315	52933-2F000	33500; 33700	33900*
Sportage	2004	2008		315	52933-1FA00	33500; 33700	33900*
Sportage	2009	2010		315	52933-2F000	33500; 33700	33900*

* Suitable for rims with 90° valve holes only.

Vehicle Make & Model	Year From	Year To	Notes	Sensor frequency (MHz)	OEM Sensor PN	EZ-sensor®	EZ-sensor® 90°
Sportage	2010	2013		315	52933-2F000	33500; 33700	33900*
Sportage	2014	2016		433	52933-2S500	33500; 33700	33900*
Sportage	2016	2016	433 MHz	433	52933-D9100	33500; 33700	33900*
Sportage	2016	2016	315 MHz	315	52933-2S510U	33500; 33700	33900*
Sportage	2017	2021		433	52933-D9100	33500; 33700	33900*
Sportage	2021	2021		315	52933-2S510U	33500; 33700	33900*
Stinger	2017	2021		433	52933-J5000	33500; 33700	33900*
Stonic	2020	2021			52940-L1100	33500; 33700	33900*
Telluride	2019	2019		433	52933-C1100	33500; 33700	33900*
Telluride	2020	2020		433	52933-C1100	33500; 33700	33900*
Lamborghini							
Aventador	2011	2021		433	7PP907275F	33500; 33700	33900*
Gallardo	2008	2015		433	7PP907275F	33500; 33700	33900*
Huracan	2014	2021		433	7PP907275F	33500; 33700	33900*
Murcielago	2007	2012		433	4F0907275B	33500; 33700	33900*
Urus	2018	2021		433	5Q0907275B	33500; 33700	33900*
Land Rover							
Defender	2020	2021		433	LR070840	33500; 33700	33900*
Discovery	2015	2017	433 MHz	433	LR066378	33500; 33700	33900*
Discovery	2017	2021		433	LR070840	33500; 33700	33900*
Discovery Sport	2015	2016		433	LR066378	33500; 33700	33900*
Discovery Sport	2017	2021		433	LR070840	33500; 33700	33900*
LR4	2014	2018		433	LR066378	33500; 33700	33900*
Range Rover	2014	2015	433 MHz	433	LR066378	33500; 33700	33900*
Range Rover	2016	2018		433	LR070840	33500; 33700	33900*
Range Rover	2019	2021		433	LR066378	33500; 33700	33900*
Range Rover	2021	2021		433	LR066378	33500; 33700	33900*
Range Rover Evoque	2014	2015		433	LR066378	33500; 33700	33900*
Range Rover Evoque	2019	2021		433	LR070840	33500; 33700	33900*
Range Rover Sport	2013	2016	433 MHz	433	LR066378	33500; 33700	33900*
Range Rover Sport	2017	2020		433	LR070840	33500; 33700	33900*
Range Rover Velar	2017	2021		433	LR070840	33500; 33700	33900*
Lexus							
ES	2006	2012		315	42607-33021	33500; 33700	33900*
ES	2018	2019		315	42607-48010	33500; 33700	33900*
ES	2020	2020		433	42607-48020	33500; 33700	33900*
GS	2005	2006	Early	315	42607-30030	33500; 33700	33900*
GS	2005	2006	Late	315	42607-33021	33500; 33700	33900*
GS	2007	2012		315	42607-33021	33500; 33700	33900*
GS	2012	2021	Lo Line	315	42607-06060	33500; 33700	33900*
GX	2002	2005		315	42607-35010	33500; 33700	33900*
GX	2006	2006	Late	315	42607-33021	33500; 33700	33900*

* Suitable for rims with 90° valve holes only.

Vehicle Make & Model	Year From	Year To	Notes	Sensor frequency (MHz)	OEM Sensor PN	EZ-sensor®	EZ-sensor® 90°
GX	2006	2006	Early	315	42607-30030	33500; 33700	33900*
GX	2007	2010		315	42607-33021	33500; 33700	33900*
GX	2010	2021		315	42607-33021	33500; 33700	33900*
HS	2009	2016		315	42607-35010	33500; 33700	33900*
IS	2005	2012		315	42607-33021	33500; 33700	33900*
IS	2013	2013		315	42607-33021	33500; 33700	33900*
IS	2014	2014	IS 250/350 Model C Only	315	42607-33021	33500; 33700	33900*
IS	2015	2015	IS 250/350 Model C Only	315	42607-33021	33500; 33700	33900*
LC	2017	2021		315	42607-48010	33500; 33700	33900*
LF-A	2011	2016		315	42607-33021	33500; 33700	33900*
LS	2006	2013		315	42607-33021	33500; 33700	33900*
LS	2017	2018		433	42607-30070	33500; 33700	33900*
LS	2018	2021		315	42607-48010	33500; 33700	33900*
LX	1998	2006		315	42607-33011	33500; 33700	33900*
LX	2007	2008		315	42607-33021	33500; 33700	33900*
LX	2007	2016		315	42607-33021	33500; 33700	33900*
LX	2017	2021		315	42607-48010	33500; 33700	33900*
NX	2014	2021		315	42607-06060	33500; 33700	33900*
RX	2006	2009		315	42607-33021	33500; 33700	33900*
RX	2009	2015		315	42607-33021	33500; 33700	33900*
RX	2009	2016		315	42607-33021	33500; 33700	33900*
RX	2015	2019	Japan Made	315	42607-48010	33500; 33700	33900*
RX	2015	2019	USA Made	315	42607-0E020	33500; 33700	33900*
RX	2020	2020		433	42607-48020	33500; 33700	33900*
SC	2001	2006	Left Front	315	42607-24010	33500; 33700	33900*
SC	2001	2006	Right Front	315	42607-24020	33500; 33700	33900*
SC	2001	2006	Right Rear	315	42607-24030	33500; 33700	33900*
SC	2001	2006	Left Rear	315	42607-24040	33500; 33700	33900*
SC	2005	2006	Lexus White	315	42607-24010	33500; 33700	33900*
SC	2005	2006	Lexus Blue	315	42607-24020	33500; 33700	33900*
SC	2005	2006	Lexus Red	315	42607-24030	33500; 33700	33900*
SC	2005	2006	Lexus Gold	315	42607-24040	33500; 33700	33900*
SC	2007	2012		315	42607-33021	33500; 33700	33900*
SC	2007	2012		315	42607-33021	33500; 33700	33900*
UX	2018	2019		315	42607-48010	33500; 33700	33900*
Lincoln							
Aviator	2002	2007		433	4L2Z-1A150-BA	33500; 33700	33900*
Aviator	2019	2020		315	JX7T-1A180-AA	33500; 33700	33900*
Continental	2016	2021		315	F2GT-1A180-AB	33500; 33700	33900*
Corsair	2019	2020		315	JX7T-1A180-AA	33500; 33700	33900*
Mark LT	2005	2010		315	6F2Z-1A189A	33500; 33700	33900*

* Suitable for rims with 90° valve holes only.

Vehicle Make & Model	Year From	Year To	Notes	Sensor frequency (MHz)	OEM Sensor PN	EZ-sensor®	EZ-sensor® 90°
Mark LT	2009	2015		315	9L3Z-1A189-A	33500; 33700	33900*
MKC	2014	2017		315	9L3Z-1A189-A	33500; 33700	33900*
MKC	2018	2020		315	HC3T-1A180-AA	33500; 33700	33900*
MKS	2008	2011		315	7L1Z-1A189A	33500; 33700	33900*
MKS	2011	2018		315	9L3Z-1A189-A	33500; 33700	33900*
MKT	2009	2010		315	7L1Z-1A189A	33500; 33700	33900*
MKT	2011	2020		315	9L3Z-1A189-A	33500; 33700	33900*
MKX	2006	2010	With Chrome Wheels	315	6F2Z-1A189A	33500; 33700	33900*
MKX	2006	2010	Without Chrome Wheels	315	7L1Z-1A189A	33500; 33700	33900*
MKX	2011	2015		315	9L3Z-1A189-A	33500; 33700	33900*
MKX	2015	2021		315	F2GT-1A180-AB	33500; 33700	33900*
MKZ	2005	2009		315	6F2Z-1A189A	33500; 33700	33900*
MKZ	2010	2013		315	9L3Z-1A189-A	33500; 33700	33900*
MKZ	2012	2017		315	9L3Z-1A189-A	33500; 33700	33900*
MKZ	2018	2021		315	HC3T-1A180-AA	33500; 33700	33900*
Nautilus	2018	2019		315	F2GT-1A180-AB	33500; 33700	33900*
Nautilus	2020	2020		315	F2GT-1A180-AC	33500; 33700	33900*
Navigator	2002	2004		433	4L2Z-1A150-BA	33500; 33700	33900*
Navigator	2005	2006		315	5L1Z-1A150-AA	33500; 33700	33900*
Navigator	2006	2010		315	7L1Z-1A189A	33500; 33700	33900*
Navigator	2007	2009		315	7L1Z-1A189A	33500; 33700	33900*
Navigator	2011	2018		315	9L3Z-1A189-A	33500; 33700	33900*
Navigator	2017	2021		315	GL3T-1A180-GB	33500; 33700	33900*
Navigator L	2006	2018		315	9L3Z-1A189-A	33500; 33700	33900*
Navigator L	2017	2021		315	GL3T-1A180-GB	33500; 33700	33900*
Town Car	2006	2010		315	6F2Z-1A189A	33500; 33700	33900*
Town Car	2011	2013		315	9L3T-1A180-AF	33500; 33700	33900*
Zephyr	2005	2008		315	6F2Z-1A189A	33500; 33700	33900*
Lotus							
Elise	2014	2021		433		33500; 33700	33900*
Evora	2010	2021		433		33500; 33700	33900*
Exige	2006	2015		433		33500; 33700	33900*
Exige	2016	2021		433	B121G600F	33500; 33700	33900*
Maserati							
Ghibli	2013	2016		433	95518233/ 670002790	33500; 33700	33900*
Ghibli	2017	2021		433	670034786	33500; 33700	33900*
GranTurismo	2007	2013		433	228887	33500; 33700	33900*
GranTurismo	2010	2013		433	282189	33500; 33700	33900*
GranTurismo	2014	2020		433	95518233/ 670002790	33500; 33700	33900*
GranTurismo	2014	2021		433	95518233/ 670002790	33500; 33700	33900*

* Suitable for rims with 90° valve holes only.

Vehicle Make & Model	Year From	Year To	Notes	Sensor frequency (MHz)	OEM Sensor PN	EZ-sensor®	EZ-sensor® 90°
Levante	2016	2021		433	670034786	33500; 33700	33900*
Quattroporte	2004	2013		433	312450	33500; 33700	33900*
Quattroporte	2013	2016		433	95518233/ 670002790	33500; 33700	33900*
Quattroporte	2017	2021		433	670034786	33500; 33700	33900*
Maybach							
57/62	2002	2013		433	A0008223306	33500; 33700	33900*
Mazda							
2	2010	2016		315	BBM2-37-140B	33500; 33700	33900*
3	2003	2009		315	GN3A-37-140B	33500; 33700	33900*
3	2009	2014		315	BBM2-37-140B	33500; 33700	33900*
5	2005	2010		315	GN3A-37-140B	33500; 33700	33900*
5	2010	2019		315	BBM2-37-140B	33500; 33700	33900*
6	2008	2013		315	GN3A-37-140B	33500; 33700	33900*
6	2018	2020		315	BHA4-37-140-A	33500; 33700	33900*
B-Series	1993	2012		315	6F2Z-1A189A	33500; 33700	33900*
CX-30	2019	2020		315	BHA4-37-140-A	33500; 33700	33900*
CX-5	2017	2021		315	BHA4-37-140-A	33500; 33700	33900*
CX-7	2006	2014		315	BBM2-37-140B	33500; 33700	33900*
CX-9	2006	2016		315	BBM2-37-140B	33500; 33700	33900*
CX-9	2018	2019		315	BHA4-37-140-A	33500; 33700	33900*
MX-5	2005	2015		315	GN3A-37-140B	33500; 33700	33900*
MX-5	2018	2020		315	BHA4-37-140-A	33500; 33700	33900*
RX-8	2003	2013		315	GN3A-37-140B	33500; 33700	33900*
Tribute	2000	2007		315	ZZC1-37-140	33500; 33700	33900*
Tribute	2007	2008		315	ZZC1-37-140	33500; 33700	33900*
Tribute	2009	2013		315	9L3Z-1A189A	33500; 33700	33900*
McLaren							
Sports Series	2016	2021		433	11B0015CP	33500; 33700	33900*
Super Series	2012	2019		433	11B0015CP	33500; 33700	33900*
Super Series	2017	2021		433	11B0015CP	33500; 33700	33900*
Ultimate Series	2013	2019		433	11B0015CP	33500; 33700	33900*
Ultimate Series	2018	2021		433	11B0015CP	33500; 33700	33900*
Mercedes -Benz							
A-Class	2012	2018		433	A0009050030	33500; 33700	33900*
A-Class	2018	2021		433	A0009054104	33500; 33700	33900*
AMG GT	2015	2021		433	A0009050030	33500; 33700	33900*
AMG GT-4	2019	2021		433	A0009054104	33500; 33700	33900*
B-Class	2011	2020		433	A0009050030	33500; 33700	33900*
C-Class	2007	2014		433		33500; 33700	33900*
C-Class	2011	2016		433	A0009057200	33500; 33700	33900*
C-Class	2014	2019		433	A0009050030	33500; 33700	33900*
C-Class	2015	2019		433	A0009050030	33500; 33700	33900*
C-Class	2019	2021		433	A0009053907	33500; 33700	33900*

* Suitable for rims with 90° valve holes only.

Vehicle Make & Model	Year From	Year To	Notes	Sensor frequency (MHz)	OEM Sensor PN	EZ-sensor®	EZ-sensor® 90°
C-Class	2019	2021		433	A0009053907 Q01	33500; 33700	33900*
CL	2000	2007		315	A 000 822 34 06	33500; 33700	33900*
CL	2010	2013		433		33500; 33700	33900*
CL	2014	2015		433	A0009050030	33500; 33700	33900*
CLA	2013	2019		433	A0009050030	33500; 33700	33900*
CLA	2019	2021		433	A0009054104	33500; 33700	33900*
CLK	2006	2011		433	A0025409017	33500; 33700	33900*
CLS	2010	2016		433	A0009050030	33500; 33700	33900*
CLS	2017	2018		433	A0009052102	33500; 33700	33900*
CLS	2018	2021		433	A0009052102	33500; 33700	33900*
E-Class	2009	2013		433		33500; 33700	33900*
E-Class	2009	2014		433	A0025409017	33500; 33700	33900*
E-Class	2010	2010		433	A0035400217	33500; 33700	33900*
E-Class	2014	2016		433	A0009050030	33500; 33700	33900*
E-Class	2014	2018		433	A0009050030	33500; 33700	33900*
E-Class	2016	2021		433	A0009052102	33500; 33700	33900*
E-Class	2017	2021		433	A0009052102	33500; 33700	33900*
EQS	2021	2021		433	A 000 905 87 06 Q03	33500; 33700	33900*
G-Class	2007	2013		433	A0009054100	33500; 33700	33900*
G-Class	2014	2019		433	A0009050030	33500; 33700	33900*
G-Class	2018	2021		433	A0009050030	33500; 33700	33900*
GLA	2014	2020		433	A0009050030	33500; 33700	33900*
GLA	2020	2021		433	A0009054104	33500; 33700	33900*
GLB	2019	2021		433	A0009054104	33500; 33700	33900*
GLC	2015	2021		433	A0009050030	33500; 33700	33900*
GLC Coupe	2016	2021		433	A0009050030	33500; 33700	33900*
GL-Class	2012	2019		433	A0009050030	33500; 33700	33900*
GLE	2015	2019		433	A0009050030	33500; 33700	33900*
GLE	2018	2021		433	A0009054104	33500; 33700	33900*
GLE Coupe	2015	2020		433	A0009050030	33500; 33700	33900*
GLE Coupe	2020	2021		433	A0009054104	33500; 33700	33900*
GLK	2008	2017		433	A0009050030	33500; 33700	33900*
GLS	2016	2019		433	A0009050030	33500; 33700	33900*
GLS	2019	2021		433	A0009054104	33500; 33700	33900*
Metris	2015	2021		433	A4479050500	33500; 33700	33900*
ML-Class	2010	2012		433	A0009054100	33500; 33700	33900*
ML-Class	2011	2013		433	A0009054100	33500; 33700	33900*
ML-Class	2014	2018		433	A0009050030	33500; 33700	33900*
R-Class	2010	2014		433	A0009054100	33500; 33700	33900*
S-Class	2000	2006	433 MHz	315	A0008223306	33500; 33700	33900*
S-Class	2009	2013		433	A0009054100	33500; 33700	33900*
S-Class	2013	2019		433	A0009050030	33500; 33700	33900*
S-Class	2019	2021		433	A0009053907	33500; 33700	33900*
S-Class	2021	2021		433	A 000 905 87 06 Q03	33500; 33700	33900*
S-Class Coupe	2014	2021		433	A0009050030	33500; 33700	33900*

* Suitable for rims with 90° valve holes only.

Vehicle Make & Model	Year From	Year To	Notes	Sensor frequency (MHz)	OEM Sensor PN	EZ-sensor®	EZ-sensor® 90°
SL	2012	2013		433		33500; 33700	33900*
SL	2014	2021		433	A0009050030	33500; 33700	33900*
SLC	2016	2021		433	A0009050030	33500; 33700	33900*
SLK	2008	2011		433	A0009054100	33500; 33700	33900*
SLK	2011	2013		433	A0009054100	33500; 33700	33900*
SLK	2014	2018		433	A0009050030	33500; 33700	33900*
SLR	2004	2010		315	A0008223306	33500; 33700	33900*
SLS	2010	2013		433		33500; 33700	33900*
SLS	2014	2018		433	A0009050030	33500; 33700	33900*
Sprinter	2009	2014	315 MHz	315	A0025409417	33500; 33700	33900*
Sprinter	2009	2014	433 MHz	433	A0009057200	33500; 33700	33900*
Sprinter	2015	2019		433	A0009057200	33500; 33700	33900*
Sprinter	2018	2021		433	A0009054104	33500; 33700	33900*
V-Class	2014	2021	Sold in Mexico	433	A4479051704	33500; 33700	33900*
Mercury							
Grand Marquis	2006	2013		315	6F2Z-1A189A	33500; 33700	33900*
Mariner	2004	2007		315	6F2Z-1A189A	33500; 33700	33900*
Mariner	2007	2013		315	9L3T-1A180-AF	33500; 33700	33900*
Milan	2005	2009		315	6F2Z-1A189A	33500; 33700	33900*
Milan	2010	2012		315	9L3T-1A180-AF	33500; 33700	33900*
Montego	2004	2009		315	7L1Z-1A189A	33500; 33700	33900*
Monterey	2003	2005		315	5L1Z-1A150-AA	33500; 33700	33900*
Monterey	2006	2008		315	6F2Z-1A189A	33500; 33700	33900*
Mountaineer	2001	2005		433	4L2Z-1A150-BA	33500; 33700	33900*
Mountaineer	2005	2012		315	6F2Z-1A189A	33500; 33700	33900*
Sable	2007	2010		315	7L1Z-1A189A	33500; 33700	33900*
Mini							
Clubman	2007	2015		433	36106856227	33500; 33700	33900*
Clubman	2015	2021		433	36106881890	33500; 33700	33900*
Clubvan	2013	2013		433	36106874829	33500; 33700	33900*
Countryman	2010	2014		433	36106856227	33500; 33700	33900*
Countryman	2014	2017		433	36106798872	33500; 33700	33900*
Countryman	2017	2021		433	36106881890	33500; 33700	33900*
Coupe	2011	2016		433	36106798872	33500; 33700	33900*
Mini	2007	2013		433	36106856227	33500; 33700	33900*
Mini	2014	2016		433	36106798872	33500; 33700	33900*
Mini	2014	2021		433	36106798872	33500; 33700	33900*
Paceman	2012	2014		433	36106856227	33500; 33700	33900*
Paceman	2014	2017		433	36106798872	33500; 33700	33900*
Roadster	2012	2017		433	36106798872	33500; 33700	33900*
Mitsubishi							
Eclipse	2005	2007	Alloy wheels	315	MN103081	33500; 33700	33900*
Eclipse	2005	2007	Steel wheels	315	4250A030	33500; 33700	33900*

* Suitable for rims with 90° valve holes only.

Vehicle Make & Model	Year From	Year To	Notes	Sensor frequency (MHz)	OEM Sensor PN	EZ-sensor®	EZ-sensor® 90°
Eclipse	2008	2009		315	4250B875	33500; 33700	33900*
Eclipse	2010	2014	Steel wheels	315	4250B875	33500; 33700	33900*
Eclipse	2010	2014	Alloy wheels	315	4250B877	33500; 33700	33900*
Eclipse Cross	2018	2021		315	4250D585; 4250C276	33500; 33700	33900*
Endeavor	2003	2006		433	MN103033	33500; 33700	33900*
Endeavor	2007	2010	433 MHz	433	MN103033	33500; 33700	33900*
Endeavor	2007	2010	315 MHz	315	MN103081	33500; 33700	33900*
Endeavor	2011	2013	Steel wheels	315	4250B875	33500; 33700	33900*
Endeavor	2011	2013	Alloy wheels	315	20034	33500; 33700	33900*
Galant	2003	2006		433	MN103033	33500; 33700	33900*
Galant	2007	2014	Alloy wheels	315	MN103081	33500; 33700	33900*
Galant	2007	2014	Steel wheels	315	4250A030	33500; 33700	33900*
i-MiEV	2011	2021		315	4250B975	33500; 33700	33900*
Lancer	2001	2010		315	4250A225	33500; 33700	33900*
Lancer	2006	2019		315	4250A225	33500; 33700	33900*
Mirage	2013	2017		315	4250B975	33500; 33700	33900*
Mirage	2018	2021		315	4250D585; 4250C276	33500; 33700	33900*
Mirage G4	2016	2017		315	4250B975	33500; 33700	33900*
Mirage G4	2018	2021		315	4250D585; 4250C276	33500; 33700	33900*
Montero	1999	2009		315	MN103081	33500; 33700	33900*
Montero Sport	2003	2012		315	MN103081	33500; 33700	33900*
Outlander	2002	2008		315	4250A225	33500; 33700	33900*
Outlander	2006	2013		315	4250A225	33500; 33700	33900*
Outlander	2012	2017		315	4250B975	33500; 33700	33900*
Outlander	2018	2021		315	4250D585; 4250C276	33500; 33700	33900*
Outlander	2021	2021		315	4250B975	33500; 33700	33900*
Outlander Sport	2010	2017		315	4250A225	33500; 33700	33900*
Outlander Sport	2018	2021		315	4250D585; 4250C276	33500; 33700	33900*
Raider	2005	2010		315	56029319AB	33500; 33700	33900*
Nissan							
350Z	2002	2006		315	40700-CD001	33500; 33700	33900*
350Z	2003	2006		315	40700-CD001	33500; 33700	33900*
350Z	2007	2007		315	40700-JA01B	33500; 33700	33900*
350Z	2007	2007		315	40700-JA01B	33500; 33700	33900*
350Z	2008	2009		315	40700-JA01C	33500; 33700	33900*
350Z	2008	2009		315	40700-JA01C	33500; 33700	33900*

* Suitable for rims with 90° valve holes only.

Vehicle Make & Model	Year From	Year To	Notes	Sensor frequency (MHz)	OEM Sensor PN	EZ-sensor®	EZ-sensor® 90°
370Z	2009	2010	Early	315	40700-JK00B	33500; 33700	33900*
370Z	2009	2010	Late	315	40700-1LA0A	33500; 33700	33900*
370Z	2011	2013		315	40700-1LA0A	33500; 33700	33900*
370Z	2014	2021		315	40700-1LA0E	33500; 33700	33900*
Altima	2001	2007		315	40700-JA01B	33500; 33700	33900*
Altima	2006	2012		315	40700-JA01B	33500; 33700	33900*
Altima	2012	2012		315	40700-1AA0B	33500; 33700	33900*
Altima	2013	2014		433	407003JA0A	33500; 33700	33900*
Altima	2015	2019		433	407003JA0B	33500; 33700	33900*
Altima	2018	2021		433	407004CB0B	33500; 33700	33900*
Armada	2003	2007	Steel wheels	315	40700-CK002	33500; 33700	33900*
Armada	2008	2008	Alloy wheels	315	40700-CK001	33500; 33700	33900*
Armada	2009	2011		315	40700-JA01B	33500; 33700	33900*
Armada	2012	2014		315	40700-1AA0D	33500; 33700	33900*
Armada	2014	2019		315	43211-82Z10	33500; 33700	33900*
Armada	2016	2017	Mfg Before May 31,2017	315	43211-82Z10	33500; 33700	33900*
Armada	2017	2017	Mfg. After June 1, 2017	315	40700-5UV0A	33500; 33700	33900*
Armada	2018	2019		315	40700-5UV0A	33500; 33700	33900*
Armada	2020	2021		315	40700-5UV0A	33500; 33700	33900*
Cube	2009	2010		315	40700-JA01C	33500; 33700	33900*
Cube	2011	2014	Non-IKey	315	40700-JA01C	33500; 33700	33900*
Cube	2011	2014	IKey	315	40700-1LA0A	33500; 33700	33900*
Cube	2014	2016		433	407003VU0A	33500; 33700	33900*
Frontier	2004	2007		315	40700-CK002	33500; 33700	33900*
Frontier	2008	2010		315	40700-JA01B	33500; 33700	33900*
Frontier	2011	2011		315	40700-1AA0B	33500; 33700	33900*
Frontier	2012	2021		315	40700-1AA0D	33500; 33700	33900*
Frontier	2016	2016		315	40700-1AA0D	33500; 33700	33900*
Frontier	2017	2021		315	40700-3AN0A	33500; 33700	33900*
GT-R	2008	2010		315	40700-JA01C	33500; 33700	33900*
GT-R	2011	2011		315	40700-JA01B	33500; 33700	33900*
GT-R	2012	2012		315	40700-1AA0D	33500; 33700	33900*
GT-R	2013	2021		315	40700-1AA0B	33500; 33700	33900*
Juke	2010	2016	Non-IKey	315	40700-1AA0B	33500; 33700	33900*
Juke	2010	2016	IKey	315	40700-1LA0A	33500; 33700	33900*
Juke	2017	2019		315	40700-1LA0A	33500; 33700	33900*
Juke	2020	2021		433	40700 6UA0A	33500; 33700	33900*
Kicks	2016	2021		433	40700-5ZH0A	33500; 33700	33900*
Leaf	2010	2012		315	40700-1LA0A	33500; 33700	33900*

* Suitable for rims with 90° valve holes only.

Vehicle Make & Model	Year From	Year To	Notes	Sensor frequency (MHz)	OEM Sensor PN	EZ-sensor®	EZ-sensor® 90°
Leaf	2013	2014		315	40700-3AN1A	33500; 33700	33900*
Leaf	2014	2016		315	40700-3AN1B	33500; 33700	33900*
Leaf	2017	2018		315	40700-3AN1D	33500; 33700	33900*
Leaf	2018	2021		433	40700 - 4CB1B	33500; 33700	33900*
Maxima	2003	2006		315	40700-CK002	33500; 33700	33900*
Maxima	2007	2008	Alloy wheels	315	40700-CK001	33500; 33700	33900*
Maxima	2007	2008	Steel wheels	315	40700-JA02B	33500; 33700	33900*
Maxima	2008	2010		315	40700-JA02B	33500; 33700	33900*
Maxima	2011	2011		315	40700-JA01B	33500; 33700	33900*
Maxima	2012	2012		315	40700-1AA0D	33500; 33700	33900*
Maxima	2013	2015		315	40700-3AN0A	33500; 33700	33900*
Maxima	2015	2015		315	40700-3AN0A	33500; 33700	33900*
Maxima	2016	2021		433	407003JA0B	33500; 33700	33900*
Micra	2014	2016		433	407003VU0A	33500; 33700	33900*
Micra	2017	2021		433	407004CB0B	33500; 33700	33900*
Murano	2002	2006		315	40700-CD001	33500; 33700	33900*
Murano	2007	2008		315	40700-JA01B	33500; 33700	33900*
Murano	2008	2009		315	40700-JA01B	33500; 33700	33900*
Murano	2010	2011		315	40700-1AA0B	33500; 33700	33900*
Murano	2012	2012		315	40700-1AA0D	33500; 33700	33900*
Murano	2013	2013		315	40700-JK00B	33500; 33700	33900*
Murano	2014	2015		315	40700 JK01B	33500; 33700	33900*
Murano	2014	2021		433	407003JA0B	33500; 33700	33900*
Note	2013	2020		433	407003VU0A	33500; 33700	33900*
NV200	2013	2016		315	40700-1AA0D	33500; 33700	33900*
NV200	2017	2021		315	40700-3AN0A	33500; 33700	33900*
NV-Series	2011	2021		315	40700-1PA0A	33500; 33700	33900*
Pathfinder	1996	2003		315	40700-CD001	33500; 33700	33900*
Pathfinder	2004	2005	Alloy wheels	315	40700-CD001	33500; 33700	33900*
Pathfinder	2004	2005	Steel wheels	315	40700-CK002	33500; 33700	33900*
Pathfinder	2004	2006		315	40700-CK002	33500; 33700	33900*
Pathfinder	2007	2010		315	40700-JA01B	33500; 33700	33900*
Pathfinder	2011	2011		315	40700-1AA0B	33500; 33700	33900*
Pathfinder	2012	2012		315	40700-1AA0D	33500; 33700	33900*
Pathfinder	2012	2018		433	407003JA0B	33500; 33700	33900*
Pathfinder	2013	2013		433	407003JA0B	33500; 33700	33900*
Pathfinder	2019	2021		433	40700-9DJ0A	33500; 33700	33900*
Pathfinder	2021	2021		433	40700-9DJ0A	33500; 33700	33900*
Qashqai	2017	2021		433	407004CB1A	33500; 33700	33900*
Quest	2003	2007	Steel wheels	315	40700-CK002	33500; 33700	33900*
Quest	2003	2007	Alloy wheels	315	40700-CK001	33500; 33700	33900*

* Suitable for rims with 90° valve holes only.

Vehicle Make & Model	Year From	Year To	Notes	Sensor frequency (MHz)	OEM Sensor PN	EZ-sensor®	EZ-sensor® 90°
Quest	2008	2011		315	40700-JA01B	33500; 33700	33900*
Quest	2011	2011		315	40700-1LA0A	33500; 33700	33900*
Quest	2012	2012		315	40700-1LA0C	33500; 33700	33900*
Quest	2013	2014		315	40700-1LA0D	33500; 33700	33900*
Quest	2015	2018		315	40700-1LA0E	33500; 33700	33900*
Rogue	2007	2008		315	40700-JA01B	33500; 33700	33900*
Rogue	2009	2010		315	40700-JA01C	33500; 33700	33900*
Rogue	2011	2011		315	40700-1AA0B	33500; 33700	33900*
Rogue	2012	2012		315	40700-1AA0D	33500; 33700	33900*
Rogue	2013	2013		315	40700-JK00B	33500; 33700	33900*
Rogue	2013	2015		433	407003VU0A	33500; 33700	33900*
Rogue	2014	2015		433	407003VU0A	33500; 33700	33900*
Rogue	2016	2016		433	407004CB1A	33500; 33700	33900*
Rogue	2016	2021		433	407004CB1A	33500; 33700	33900*
Rogue	2020	2021		433	407004CB1A	33500; 33700	33900*
Sentra	2006	2010	Alloy wheels	315	40700-CK001	33500; 33700	33900*
Sentra	2006	2010	Steel wheels	315	40700-JA02B	33500; 33700	33900*
Sentra	2011	2011		315	40700-1AA0B	33500; 33700	33900*
Sentra	2012	2013		315	40700-1AA0D	33500; 33700	33900*
Sentra	2012	2017	Non-IKey	315	40700-3AN0A	33500; 33700	33900*
Sentra	2012	2017	IKey	315	40700-3AN1A	33500; 33700	33900*
Sentra	2018	2020		315	40700-3AN1D	33500; 33700	33900*
Sentra	2020	2021		433	407003VU0A	33500; 33700	33900*
Tiida	2006	2019		433	407003VU0A	33500; 33700	33900*
Titan	2003	2007	Steel wheels	315	40700-CK002	33500; 33700	33900*
Titan	2003	2007	Alloy wheels	315	40700-CK001	33500; 33700	33900*
Titan	2008	2008	Steel wheels	315	40700-JA02B	33500; 33700	33900*
Titan	2008	2008	Alloy wheels	315	40700-CD001	33500; 33700	33900*
Titan	2009	2015		315	40700-1AA0D	33500; 33700	33900*
Titan	2015	2017		433	40700-62B0A	33500; 33700	33900*
Titan	2016	2016		433	40700-62B0A	33500; 33700	33900*
Titan	2018	2021		433	40700-EZ00A	33500; 33700	33900*
Titan XD	2015	2021		433	40700-EZ00A	33500; 33700	33900*
Versa	2006	2011		315	40700-JA01B	33500; 33700	33900*
Versa	2011	2012		315	40700-1AA0D	33500; 33700	33900*
Versa	2012	2013		315	40700-1AA0D	33500; 33700	33900*
Versa	2013	2019	Non-IKey	315	40700-3AN0A	33500; 33700	33900*
Versa	2013	2019	IKey	315	40700-3AN1A	33500; 33700	33900*
Versa	2019	2021		433	40700-5ZH0A	33500; 33700	33900*
Versa	2020	2021		433	40700-5ZH0A	33500; 33700	33900*

* Suitable for rims with 90° valve holes only.

Vehicle Make & Model	Year From	Year To	Notes	Sensor frequency (MHz)	OEM Sensor PN	EZ-sensor®	EZ-sensor® 90°
Versa Note	2013	2021	S/SV and SR Model	315	40700-3AN0A	33500; 33700	33900*
Versa Note	2013	2021	SL Model Only	315	40700-3AN1A	33500; 33700	33900*
Xterra	1999	2005		315	40700-CD001	33500; 33700	33900*
Xterra	2005	2006	Steel wheels	315	40700-CK002	33500; 33700	33900*
Xterra	2005	2006	Alloy wheels	315	40700-CK001	33500; 33700	33900*
Xterra	2007	2007		315	40700-JA02B	33500; 33700	33900*
Xterra	2008	2011		315	40700-1AA0B	33500; 33700	33900*
Xterra	2012	2017		315	40700-1AA0D	33500; 33700	33900*
Plymouth							
Prowler	1997	2003		315	4815132AB	33500; 33700	33900*
Voyager	1995	2009		433	52088990AC	33500; 33700	33900*
Pontiac							
G3	2006	2015		315	25920615	33500; 33700	33900*
G5	2004	2008		315	15921013	33500; 33700	33900*
G5	2009	2012		315	25920615	33500; 33700	33900*
G6	2004	2007		315	15921013	33500; 33700	33900*
G6	2008	2008	Clamp-in	315	15921013	33500; 33700	33900*
G6	2008	2008	Snap-in	315	15254101	33500; 33700	33900*
G6	2009	2009		315	15922396	33500; 33700	33900*
G6	2010	2012		315	25920615	33500; 33700	33900*
G8	2008	2011		315	15922396	33500; 33700	33900*
Grand Prix	2007	2010	Snap-in	315	15254101	33500; 33700	33900*
Grand Prix	2007	2010	Clamp-in	315	15921013	33500; 33700	33900*
Montana SV6	2004	2008		315	15268606	33500; 33700	33900*
Montana SV6	2009	2011		315	15122618	33500; 33700	33900*
Solstice	2005	2011		315	15921013	33500; 33700	33900*
Solstice	2009	2010		315	15921013	33500; 33700	33900*
Torrent	2005	2011		315	10394110	33500; 33700	33900*
Wave	2005	2015		315	15922396	33500; 33700	33900*
Porsche							
911	1997	2006		433	99760602100	33500; 33700	33900*
911	2004	2007		433	99760602100	33500; 33700	33900*
911	2008	2008	433 MHz	433	99760602100	33500; 33700	33900*
911	2008	2008	315 MHz	315	99760602302	33500; 33700	33900*
911	2009	2009		433	99760602120	33500; 33700	33900*
911	2010	2012	315 MHz	315	7PP907275G	33500; 33700	33900*
911	2010	2012	433 MHz	433	Neutralised part	33500; 33700	33900*
911	2012	2016	433 MHz	433	Neutralised part	33500; 33700	33900*
911	2012	2016	315 MHz	315	7PP907275G	33500; 33700	33900*
911	2017	2020		433	5Q0907275	33500; 33700	33900*
911	2019	2021		433	5Q0907275	33500; 33700	33900*
918 Spyder	2014	2016		433	5Q0907275	33500; 33700	33900*

* Suitable for rims with 90° valve holes only.

Vehicle Make & Model	Year From	Year To	Notes	Sensor frequency (MHz)	OEM Sensor PN	EZ-sensor®	EZ-sensor® 90°
Boxster	2005	2008	315 MHz	315	99760602302	33500; 33700	33900*
Boxster	2005	2008	433 MHz	433	99760602100	33500; 33700	33900*
Boxster	2009	2013	315 MHz	315	7PP907275G	33500; 33700	33900*
Boxster	2009	2013	433 MHz	433	Neutralised part	33500; 33700	33900*
Boxster	2012	2016	433 MHz	433	Neutralised part	33500; 33700	33900*
Boxster	2012	2016	315 MHz	315	7PP907275G	33500; 33700	33900*
Boxster	2017	2019		433	5Q0907275	33500; 33700	33900*
Boxster	2020	2020		433	9A790727502	33500; 33700	33900*
Carrera GT	2004	2008		433	99760602120	33500; 33700	33900*
Cayenne	2002	2006	433 MHz	433	95536166100	33500; 33700	33900*
Cayenne	2002	2006	315 MHz	315	7PP907275G	33500; 33700	33900*
Cayenne	2007	2010	315 MHz	315	99760602302	33500; 33700	33900*
Cayenne	2007	2010	433 MHz	433	95560602100	33500; 33700	33900*
Cayenne	2010	2014	433 MHz	433	95560602100	33500; 33700	33900*
Cayenne	2010	2014	315 MHz	315	99760602302	33500; 33700	33900*
Cayenne	2015	2018		433	9A790727502	33500; 33700	33900*
Cayenne	2017	2021		433	5Q0907275	33500; 33700	33900*
Cayman	2005	2008	315 MHz	315	99760602302	33500; 33700	33900*
Cayman	2005	2008	433 MHz	433	99760602100	33500; 33700	33900*
Cayman	2009	2013	315 MHz	315	7PP907275G	33500; 33700	33900*
Cayman	2009	2013	433 MHz	433	Neutralised part	33500; 33700	33900*
Cayman	2013	2016	315 MHz	315	7PP907275G	33500; 33700	33900*
Cayman	2013	2016	433 MHz	433	Neutralised part	33500; 33700	33900*
Cayman	2017	2021		433	5Q0907275	33500; 33700	33900*
Macan	2014	2021		433	5Q0907275	33500; 33700	33900*
Panamera	2009	2013		433	99760602120	33500; 33700	33900*
Panamera	2014	2017	315 MHz	315	5Q0907275A	33500; 33700	33900*
Panamera	2014	2017	433 MHz	433	5Q0907275	33500; 33700	33900*
Panamera	2016	2021		433	5Q0907275	33500; 33700	33900*
RAM							
1500	2008	2010	433 MHz	433	56029359AC	33500; 33700	33900*
1500	2008	2010	Clamp-in	433	56029359AC	33500; 33700	33900*
1500	2008	2010	Snap-in	433	68241067AA	33500; 33700	33900*
1500	2008	2010	1500 Standard Cab	315		33500; 33700	33900*
1500	2011	2013		433	56029398AB	33500; 33700	33900*
1500	2014	2021	Classic DS	433	68249197AA	33500; 33700	33900*
1500	2018	2021	DT	433	68293199AA	33500; 33700	33900*
2500/3500	2009	2010		433	56029359AC	33500; 33700	33900*
2500/3500	2011	2014		433	68241067AA	33500; 33700	33900*
2500/3500	2015	2018	SRW	433	68249197AA	33500; 33700	33900*
2500/3500	2015	2018	DRW (front & outer rear)	433	68249197AA	33500; 33700	33900*
2500/3500	2015	2018	DRW (inner rear)	433	68239725AD	33500; 33700	33900*

* Suitable for rims with 90° valve holes only.

Vehicle Make & Model	Year From	Year To	Notes	Sensor frequency (MHz)	OEM Sensor PN	EZ-sensor®	EZ-sensor® 90°
2500/3500	2019	2021	DRW (inner rear)	433	68378369AC	33500; 33700	33900*
2500/3500	2019	2021	SRW	433	68378369AC	33500; 33700	33900*
2500/3500	2019	2021	DRW (front & outer rear)	433	68378369AC	33500; 33700	33900*
Cargo Van	2011	2016		433	68239720AA	33500; 33700	33900*
ProMaster	2013	2017		433	56029398AB	33500; 33700	33900*
ProMaster	2018	2021		433	05154876AC	33500; 33700	33900*
ProMaster City	2015	2021		433	56029398AB	33500; 33700	33900*
Rolls-Royce							
Cullinan	2019	2021		433	6877937	33500; 33700	33900*
Dawn	2016	2021		433	36106798872	33500; 33700	33900*
Ghost	2010	2021		433	36106798872	33500; 33700	33900*
Phantom	2007	2017		433	36106798872	33500; 33700	33900*
Phantom	2017	2021		433	36106798872	33500; 33700	33900*
Phantom Coupe	2008	2017		433	36236798726; 36236798726	33500; 33700	33900*
Phantom Drop-head Coupe	2007	2018		433	36106798872	33500; 33700	33900*
Wraith	2013	2021		433	36106798872	33500; 33700	33900*
Saab							
09. Mai	2010	2013		314.9	13581558	33500; 33700	33900*
9-4X	2011	2012		314.9	12768826	33500; 33700	33900*
9-7X	2005	2011		315	25774006	33500; 33700	33900*
Saturn							
Astra	2004	2011		433	13172567	33500; 33700	33900*
Aura	2006	2007		315	10394110	33500; 33700	33900*
Aura	2008	2011	Clamp-in	315	15921013	33500; 33700	33900*
Aura	2008	2011	Snap-in	315	15254101	33500; 33700	33900*
Outlook	2006	2007		315	10394110	33500; 33700	33900*
Outlook	2008	2008		315	15921013	33500; 33700	33900*
Outlook	2009	2012		315	25920615	33500; 33700	33900*
Sky	2006	2011		315	15921013	33500; 33700	33900*
VUE	2007	2008		315	15922396	33500; 33700	33900*
VUE	2009	2011		315	25920615	33500; 33700	33900*
Scion							
FR-S	2012	2013		315	42607-06011	33500; 33700	33900*
iA	2015	2017		315	42607-33011	33500; 33700	33900*
iM	2015	2017		315	42607-06020	33500; 33700	33900*
iQ	2011	2017		315	42607-33011	33500; 33700	33900*
tC	2006	2010		315	42607-33011	33500; 33700	33900*
tC	2010	2018		315	42607-33011	33500; 33700	33900*
xB	2007	2018		315	42607-33011	33500; 33700	33900*
xD	2007	2017		315	42607-33011	33500; 33700	33900*
Smart							
Fortwo	2007	2013		433		33500; 33700	33900*

* Suitable for rims with 90° valve holes only.

Vehicle Make & Model	Year From	Year To	Notes	Sensor frequency (MHz)	OEM Sensor PN	EZ-sensor®	EZ-sensor® 90°
Fortwo	2014	2016		433	407009322R/A4539051701	33500; 33700	33900*
Fortwo	2014	2021		433	407009322R/A4539051701	33500; 33700	33900*
Subaru							
Ascent	2018	2021		433	28103FL000/FL00A	33500; 33700	33900*
BRZ	2012	2014		315	42607-06011	33500; 33700	33900*
BRZ	2014	2021		315	28103-CA000	33500; 33700	33900*
Crosstrek	2017	2021		433	28103FL000/FL00A	33500; 33700	33900*
Forester	2008	2013		315	28103SA001	33500; 33700	33900*
Forester	2013	2017		315	28103SG000	33500; 33700	33900*
Forester	2018	2018		433	28103FL000/FL00A	33500; 33700	33900*
Forester	2018	2021		433	28103FL000/FL00A	33500; 33700	33900*
Impreza	2007	2014		315	28103AG01A	33500; 33700	33900*
Impreza	2011	2017		315	28103SA002	33500; 33700	33900*
Impreza	2016	2021		433	28103FL000/FL00A	33500; 33700	33900*
Legacy	2004	2009		315	28103AG00A	33500; 33700	33900*
Legacy	2009	2014		315	28103AG01B	33500; 33700	33900*
Legacy	2014	2017		315	28103AJ00A	33500; 33700	33900*
Legacy	2018	2019		433	28103FL000/FL00A	33500; 33700	33900*
Legacy	2019	2021		315	28103SG000	33500; 33700	33900*
Outback	2009	2014		315	28103AJ00A	33500; 33700	33900*
Outback	2014	2017		315	28103AJ00A	33500; 33700	33900*
Outback	2018	2019		433	28103FL000/FL00A	33500; 33700	33900*
Outback	2019	2021		433	28103FL00B	33500; 33700	33900*
Tribeca	2005	2016		315	28103AG01A	33500; 33700	33900*
WRX	2014	2021		315	28103AJ00A	33500; 33700	33900*
WRX	2021	2021		315	28103SG000	33500; 33700	33900*
XV	2012	2017		315	28103SG000	33500; 33700	33900*
XV	2017	2021		433	28103FL000/FL00A	33500; 33700	33900*
Suzuki							
Equator	2008	2013		315	43211-82Z10	33500; 33700	33900*
Foreza	2003	2011		315	43130-85Z00	33500; 33700	33900*
Grand Vitara	2005	2010		315	43130-54J20	33500; 33700	33900*
Grand Vitara	2011	2012		315	43130-54J21	33500; 33700	33900*
Grand Vitara	2013	2018		315	43130-54J22	33500; 33700	33900*
Kizashi	2009	2011		315	56053036AA	33500; 33700	33900*
Kizashi	2012	2017		315	56029465AC	33500; 33700	33900*
Reno	2004	2010		315	43130-85Z00	33500; 33700	33900*
SX4	2007	2010		315	43130-54J20	33500; 33700	33900*
SX4	2011	2012		315	43130-54J21	33500; 33700	33900*
SX4	2013	2013		315	43130-54J22	33500; 33700	33900*
Verona	2003	2008		315	43130-86Z20	33500; 33700	33900*
XL-7	2001	2007		315	43130-54J20	33500; 33700	33900*
XL-7	2006	2012		315	43130-78J00	33500; 33700	33900*

* Suitable for rims with 90° valve holes only.

Vehicle Make & Model	Year From	Year To	Notes	Sensor frequency (MHz)	OEM Sensor PN	EZ-sensor®	EZ-sensor® 90°
Tesla							
Model 3	2017	2020		433	1034602-00-A	33500; 33700	33900*
Model S	2012	2013		433	FS15I1	33500; 33700	33900*
Model S	2014	2021		433	1034602-00-A	33500; 33700	33900*
Model S	2021	2021		433	1034602-00-A	33500; 33700	33900*
Model X	2015	2021		433	1034602-00-A	33500; 33700	33900*
Roadster	2008	2010		433	95836166100	33500; 33700	33900*
Roadster	2011	2012		433	FS15I1	33500; 33700	33900*
Toyota							
4Runner	2002	2005		315	42607-35010	33500; 33700	33900*
4Runner	2002	2005		315	42607-35010	33500; 33700	33900*
4Runner	2006	2006	315 MHz, Mfg Jan 1-31	315	42607-35010	33500; 33700	33900*
4Runner	2006	2006	314.9 MHz, Mfg Feb1-Dec31	315	42607-33011	33500; 33700	33900*
4Runner	2006	2006	Late	315	42607-34020	33500; 33700	33900*
4Runner	2006	2006	Early	315	42607-35010	33500; 33700	33900*
4Runner	2007	2007	Late	315	42607-33011	33500; 33700	33900*
4Runner	2007	2007	Early	315	42607-33021	33500; 33700	33900*
4Runner	2007	2007		315	42607-33011	33500; 33700	33900*
4Runner	2007	2007		315	42607-33021	33500; 33700	33900*
4Runner	2008	2008		315	42607-33011	33500; 33700	33900*
4Runner	2008	2008		315	42607-33021	33500; 33700	33900*
4Runner	2008	2008	Early	315	42607-33021	33500; 33700	33900*
4Runner	2008	2008	Late	315	42607-33011	33500; 33700	33900*
4Runner	2009	2009		315	42607-33011	33500; 33700	33900*
4Runner	2009	2009		315	42607-33011	33500; 33700	33900*
4Runner	2009	2017		315	42607-33021	33500; 33700	33900*
4Runner	2018	2018		315	42607-35040	33500; 33700	33900*
4Runner	2019	2019	Early	315	42607-35040	33500; 33700	33900*
4Runner	2019	2019	Late	315	42607-48010	33500; 33700	33900*
4Runner	2020	2021	Clamp-in	315	42607-48010	33500; 33700	33900*
4Runner	2020	2021	OE is Snap-in	315	42607-12010	33500; 33700	33900*
Avalon	2005	2012		315	42607-06011	33500; 33700	33900*
Avalon	2012	2018		315	42607-06011	33500; 33700	33900*
Avalon	2018	2021		315	42607-06030	33500; 33700	33900*
Camry	2006	2012	USA Made	315	42607-06011	33500; 33700	33900*
Camry	2006	2012	Japan Made	315	42607-34020	33500; 33700	33900*
Camry	2011	2014		315	42607-06020	33500; 33700	33900*

* Suitable for rims with 90° valve holes only.

Vehicle Make & Model	Year From	Year To	Notes	Sensor frequency (MHz)	OEM Sensor PN	EZ-sensor®	EZ-sensor® 90°
Camry	2015	2017	XLE, XLE V6, SE, XSE, XSE V6 (Hi-Line)	315	42607-06030	33500; 33700	33900*
Camry	2015	2017	LE (Lo-Line)	315	42607-06020	33500; 33700	33900*
Camry	2017	2018	L, LE, LE Hybrid (Lo-Line)	315	42607-06020	33500; 33700	33900*
Camry	2017	2018	XLE, XLE V6, SE, XSE, XSE V6, SE Hybrid, SLE Hybrid (Hi-Line)	315	42607-06030	33500; 33700	33900*
Camry	2019	2020		315	42607-06030	33500; 33700	33900*
C-HR	2017	2021		315	42607-33050	33500; 33700	33900*
Corolla	2007	2008	USA Made	315	42607-06011	33500; 33700	33900*
Corolla	2007	2008	Japan Made	315	42607-33011	33500; 33700	33900*
Corolla	2008	2008	USA Made	315	42607-06011	33500; 33700	33900*
Corolla	2008	2008	Japan Made	315	42607-33011	33500; 33700	33900*
Corolla	2009	2013	Japan Made	315	42607-33011	33500; 33700	33900*
Corolla	2009	2013	USA Made	315	42607-06011	33500; 33700	33900*
Corolla	2013	2016	Alloy wheels	315	42607-06011	33500; 33700	33900*
Corolla	2014	2014		315	42607-06011	33500; 33700	33900*
Corolla	2017	2019	Alloy wheels	315	42607-06020	33500; 33700	33900*
Corolla	2018	2019	Alloy wheels	315	42607-06020	33500; 33700	33900*
Corolla	2020	2020	Alloy wheels	315	42607-12010	33500; 33700	33900*
Corolla	2021	2021		315	42607-12010	33500; 33700	33900*
Corolla iM	2016	2020		315	42607-52020	33500; 33700	33900*
FJ Cruiser	2006	2021		315	42607-33011	33500; 33700	33900*
Highlander	2007	2007		315	42607-33011	33500; 33700	33900*
Highlander	2007	2010		315	42607-33011	33500; 33700	33900*
Highlander	2011	2011	Japan Made	315	42607-33011	33500; 33700	33900*
Highlander	2011	2011	USA Made	315	42607-06011	33500; 33700	33900*
Highlander	2012	2014		315	42607-06011	33500; 33700	33900*
Highlander	2014	2016	Push Button	315	42607-06020	33500; 33700	33900*
Highlander	2014	2016	Standard Key	315	42607-0R010	33500; 33700	33900*

* Suitable for rims with 90° valve holes only.

Vehicle Make & Model	Year From	Year To	Notes	Sensor frequency (MHz)	OEM Sensor PN	EZ-sensor®	EZ-sensor® 90°
Highlander	2014	2016	Japan Made	315	42607-06020	33500; 33700	33900*
Highlander	2017	2020	With Smart Key	315	42607-06020	33500; 33700	33900*
Highlander	2017	2020	Without Smart Key	315	42607-0R010	33500; 33700	33900*
Highlander	2020	2021	Without Smart Key	315	42607-06020	33500; 33700	33900*
Land Cruiser	1998	2008		315	42607-33011	33500; 33700	33900*
Land Cruiser	2005	2006		315	42607-33011	33500; 33700	33900*
Land Cruiser	2007	2008	Early	315	42607-33021	33500; 33700	33900*
Land Cruiser	2007	2008	Late	315	42607-34020	33500; 33700	33900*
Land Cruiser	2008	2016		315	42607-33011	33500; 33700	33900*
Land Cruiser	2017	2021		315	42607-48010	33500; 33700	33900*
Matrix	2007	2011	USA Made	315	42607-06011	33500; 33700	33900*
Matrix	2007	2011	Japan Made	315	42607-34020	33500; 33700	33900*
Matrix	2008	2014	USA Made	315	42607-06011	33500; 33700	33900*
Matrix	2008	2014	Japan Made	315	42607-34020	33500; 33700	33900*
Matrix	2014	2016		315	42607-33011	33500; 33700	33900*
Mirai	2015	2021		315	42607-52020	33500; 33700	33900*
Mirai	2021	2021		315	42607-12010	33500; 33700	33900*
Prius	2003	2009		315	42607-33011	33500; 33700	33900*
Prius	2009	2016		315	42607-33011	33500; 33700	33900*
Prius	2016	2019		315	42607-33011	33500; 33700	33900*
Prius	2020	2021		315	42607-33050	33500; 33700	33900*
Prius C	2012	2021		315	42607-52020	33500; 33700	33900*
Prius V	2011	2020		315	42607-33011	33500; 33700	33900*
RAV4	2000	2006		315	42607-33011	33500; 33700	33900*
RAV4	2006	2006		315	42607-33011	33500; 33700	33900*
RAV4	2007	2011		315	42607-33021	33500; 33700	33900*
RAV4	2012	2015	Early	315	42607-33021	33500; 33700	33900*
RAV4	2012	2015	Late	315	42607-06011	33500; 33700	33900*
RAV4	2013	2019	Push Button	315	42607-52020	33500; 33700	33900*
RAV4	2013	2019	Standard Key	315	42607-0R010	33500; 33700	33900*
RAV4	2013	2019	Japan Made	315	42607-0R010	33500; 33700	33900*
RAV4	2018	2021		315	42607-06030	33500; 33700	33900*
Sequoia	2000	2007	Steel wheels	315	42607-0C010	33500; 33700	33900*
Sequoia	2000	2007	Alloy wheels	315	42607-0C020	33500; 33700	33900*
Sequoia	2007	2010		315	42607-0C050	33500; 33700	33900*
Sequoia	2008	2008	Alloy wheels	315	42607-0C030	33500; 33700	33900*

* Suitable for rims with 90° valve holes only.

Vehicle Make & Model	Year From	Year To	Notes	Sensor frequency (MHz)	OEM Sensor PN	EZ-sensor®	EZ-sensor® 90°
Sequoia	2011	2013		315	42607-08010	33500; 33700	33900*
Sequoia	2014	2017		315	42607-0C070	33500; 33700	33900*
Sequoia	2018	2020		315	42607-0C091	33500; 33700	33900*
Sienna	2006	2007		315	42607-0C030	33500; 33700	33900*
Sienna	2008	2010		315	42607-0C050	33500; 33700	33900*
Sienna	2010	2010		315	42607-0C050	33500; 33700	33900*
Sienna	2011	2014		315	42607-08010	33500; 33700	33900*
Sienna	2014	2018		315	42607-0C070	33500; 33700	33900*
Sienna	2019	2020		315	42607-0C070	33500; 33700	33900*
Solara	2006	2010		315	42607-06011	33500; 33700	33900*
Supra	2019	2021		433	6877937	33500; 33700	33900*
Tacoma	2004	2005	Steel wheels	315	42607-AD010	33500; 33700	33900*
Tacoma	2004	2005	Alloy wheels	315	42607-AD020	33500; 33700	33900*
Tacoma	2006	2006	Alloy wheels	315	42607-AD020	33500; 33700	33900*
Tacoma	2006	2006	Alloy wheels	315	42607-06011	33500; 33700	33900*
Tacoma	2006	2006	Steel wheels	315	42607-AD010	33500; 33700	33900*
Tacoma	2007	2015	Steel wheels	315	42607-AD010	33500; 33700	33900*
Tacoma	2007	2015	Alloy wheels	315	42607-06011	33500; 33700	33900*
Tacoma	2015	2015	Alloy wheels	315	42607-06011	33500; 33700	33900*
Tacoma	2015	2015	Steel wheels	315	42607-04010	33500; 33700	33900*
Tacoma	2016	2021	Alloy wheels	315	42607-06030	33500; 33700	33900*
Tacoma	2016	2021	Steel wheels	315	42607-04020	33500; 33700	33900*
Tundra	2005	2005	Steel wheels	315	42607-0C010	33500; 33700	33900*
Tundra	2005	2005	Alloy wheels	315	42607-0C020	33500; 33700	33900*
Tundra	2006	2006	Alloy wheels	315	42607-0C020	33500; 33700	33900*
Tundra	2006	2006	Alloy wheels	315	42607-0C030	33500; 33700	33900*
Tundra	2006	2006	Steel wheels	315	42607-0C010	33500; 33700	33900*
Tundra	2006	2006	Steel wheels	315	42607-0C060	33500; 33700	33900*
Tundra	2006	2017	Alloy wheels	315	42607-0C030	33500; 33700	33900*
Tundra	2007	2007	Alloy wheels	315	42607-0C030	33500; 33700	33900*

* Suitable for rims with 90° valve holes only.

Vehicle Make & Model	Year From	Year To	Notes	Sensor frequency (MHz)	OEM Sensor PN	EZ-sensor®	EZ-sensor® 90°
Tundra	2018	2021	Alloy wheels	315	42607-0C091	33500; 33700	33900*
Venza	2008	2018		315	42607-06011	33500; 33700	33900*
Yaris	2005	2011		315	42607-33011	33500; 33700	33900*
Yaris	2005	2012		315	42607-33011	33500; 33700	33900*
Yaris	2011	2012		315	42607-33011	33500; 33700	33900*
Yaris	2013	2016		315	42607-06011	33500; 33700	33900*
Yaris	2013	2019		315	42607-06011	33500; 33700	33900*
Volkswagen							
Amarok	2010	2021		433	2N0907251	33500; 33700	33900*
Arteon	2018	2021		433	5Q0907275	33500; 33700	33900*
CC	2008	2016		433	3AA907275	33500; 33700	33900*
Eos	2006	2017		315	1K0 907 253 D	33500; 33700	33900*
GTI	2006	2009	Alloy wheels	315	1K0 907 253 D	33500; 33700	33900*
GTI	2006	2009	Alloy wheels	315	1K0 907 253 D	33500; 33700	33900*
Jetta	2005	2011		315	1K0 907 253 D	33500; 33700	33900*
Beetle Convertible	2012	2020		433	5Q0907275	33500; 33700	33900*
Passat	2005	2012		315	1K0 907 253 D	33500; 33700	33900*
Phaeton	2003	2006		433	4D0907275C	33500; 33700	33900*
Phaeton	2007	2016	315 MHz	315	4D0907275A	33500; 33700	33900*
Phaeton	2007	2016	433 MHz	433	Neutralised part	33500; 33700	33900*
Rabbit	2006	2011		315	1K0 907 253 D	33500; 33700	33900*
Routan	2008	2010		433	7B0 907 253	33500; 33700	33900*
Routan	2011	2014		433	56029398AB	33500; 33700	33900*
Tiguan	2008	2010		315	1K0 907 253 D	33500; 33700	33900*
Tiguan	2011	2014	Direct	433	3AA907275	33500; 33700	33900*
Tiguan	2014	2019	Direct	433	3AA907275	33500; 33700	33900*
Touareg	2003	2010	433 MHz	433	Neutralised part	33500; 33700	33900*
Touareg	2003	2010	315 MHz	315	7PP907275G	33500; 33700	33900*
Touareg	2010	2014	433 MHz	433	Neutralised part	33500; 33700	33900*
Touareg	2010	2014	315 MHz	315	7PP907275G	33500; 33700	33900*
Touareg	2015	2020		433	5Q0907275B	33500; 33700	33900*
Touareg	2018	2021		433	5Q0907275B	33500; 33700	33900*
Volvo							
C30	2007	2010	Early	433	31445474	33500; 33700	33900*
C30	2007	2010	Late	433	31302096	33500; 33700	33900*
C30	2011	2014		433	312802970	33500; 33700	33900*
C70	2005	2010	Early	433	31445474	33500; 33700	33900*
C70	2005	2010	Late	433	31302096	33500; 33700	33900*
C70	2011	2015		433	31302096	33500; 33700	33900*
S40	2004	2010	Early	433	31445474	33500; 33700	33900*
S40	2004	2010	Late	433	31302096	33500; 33700	33900*
S40	2011	2013		433	31302096	33500; 33700	33900*

* Suitable for rims with 90° valve holes only.

Vehicle Make & Model	Year From	Year To	Notes	Sensor frequency (MHz)	OEM Sensor PN	EZ-sensor®	EZ-sensor® 90°
S60	2000	2010	Clamp-in	315	86517000	33500; 33700	33900*
S60	2000	2010	Snap-in	315	31200923	33500; 33700	33900*
S60	2010	2013		433	31302096	33500; 33700	33900*
S60	2014	2017		433	31341171	33500; 33700	33900*
S60	2018	2019		433	31362304	33500; 33700	33900*
S80	2004	2007		315	86517000	33500; 33700	33900*
S80	2007	2010	Early	433	31445474	33500; 33700	33900*
S80	2007	2010	Late	433	31302096	33500; 33700	33900*
S80	2011	2015		433	31302096	33500; 33700	33900*
S80	2016	2018		433	31362304	33500; 33700	33900*
V40	2014	2019		433	31445473	33500; 33700	33900*
V40 Cross Country	2013	2019		433	31445473	33500; 33700	33900*
V50	2004	2010	Early	433	31445474	33500; 33700	33900*
V50	2004	2010	Late	433	31302096	33500; 33700	33900*
V50	2010	2014		433	31302096	33500; 33700	33900*
V60	2012	2017		433	31341171	33500; 33700	33900*
V60	2018	2019		433	31362304	33500; 33700	33900*
V60	2019	2021		433	31362304	33500; 33700	33900*
V60 Cross Country	2015	2017		433	31341171	33500; 33700	33900*
V60 Cross Country	2018	2019		433	31362304	33500; 33700	33900*
V60 Cross Country	2019	2021		433	31362304	33500; 33700	33900*
V70	2000	2008		315	86517000	33500; 33700	33900*
V70	2007	2013		433	31302096	33500; 33700	33900*
V90 Cross Country	2017	2021		433	31362304	33500; 33700	33900*
XC60	2008	2014		433	31302096	33500; 33700	33900*
XC60	2014	2016		433	31341171	33500; 33700	33900*
XC60	2017	2018		433	31445474	33500; 33700	33900*
XC60	2017	2021		433	31445474	33500; 33700	33900*
XC70	2004	2008	315 MHz	315	86517000	33500; 33700	33900*
XC70	2007	2009		315	86517000	33500; 33700	33900*
XC70	2010	2010	Late	433	31302096	33500; 33700	33900*
XC70	2010	2010	Early	433	31445474	33500; 33700	33900*
XC70	2011	2017		433	31302096	33500; 33700	33900*
XC90	2002	2007	315 MHz	315	86517000	33500; 33700	33900*
XC90	2008	2015		315	31200923	33500; 33700	33900*
XC90	2015	2021		433	31362304	33500; 33700	33900*
VPG							
MV-1	2012	2013		315	9L3Z-1A189-A	33500; 33700	33900*

* Suitable for rims with 90° valve holes only.

Schrader TPMS Solutions

1960 Research Drive, Suite 100
Troy, Michigan 48083

SchraderNA@sensata.com | 1.800.288.1804 | www.SchraderTPMS.com

