

ADJUSTABLE HEAVY DUTY LIFTS



All of our HD 2-Posts come standard with the ability to **adjust the width and height during installation to suit your shop's needs.**

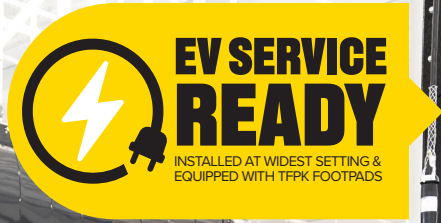
12K 2-POST

MODEL # CL12A / FULL SPECIFICATIONS PG20

With its adjustable width feature and 12,000 lbs. capacity, the CL12A can **accommodate a variety of vehicles, from compact cars to full-size trucks and commercial vehicles.** Spot vehicles faster thanks to its standard 3-Stage Arms and telescoping footpads and service taller vehicles with optional 1' (# 12702-1) and 2' (# 12702-2) Column Extensions.

REQUIREMENTS


-  **13' 3" MINIMUM**
-  **14' RECOMMENDED**
-  **24' RECOMMENDED**
-  **208-230V, 1PH, 30A**



EV SERVICE READY
INSTALLED AT WIDEST SETTING & EQUIPPED WITH TFPK FOOTPADS

NEW!



 MODEL # CL12A


12K LOW-CEILING 2-POST

MODEL # CL12A-LC / FULL SPECIFICATIONS PG20

All the power of our CL12A but can be installed in shops with 12' ceilings **due to a shortened column height of 11' 11."**




WIDTH ADJUSTMENT FOR CL12A & CL12A-LC



EV SERVICE READY
INSTALLED AT WIDEST SETTING & EQUIPPED WITH TFPK FOOTPADS



 MODEL # CL12A-LC