

AME International

2324 Circuit Way Brooksville, FL 34604

Phone: 352-799-1111 | Fax: 352-799-1112 | www.ameintl.net



CHANGE

A TIRE VALVE

IN **10** SECONDS



Ideal
for
Tire Valve
Recalls

REPLACE THE VALVE
STEM WITHOUT REMOVING
THE TIRE FROM THE WHEEL



Valve stems not included.

AME TIRE VALVE TOOL | ITEM # 51025

PROFESSIONAL SPECIALTY HAND TOOL

AME International

2324 Circuit Way Brooksville, FL 34604

Phone: 352-799-1111 | Fax: 352-799-1112 | www.ameintl.net



51025 – TIRE VALVE TOOL

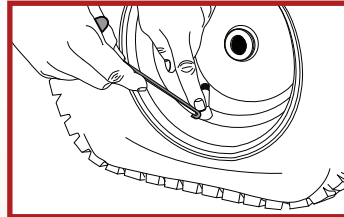
New from AME, a leading manufacturer of tire changing tools and automotive maintenance equipment, is the Tire Valve Stem Tool.

From cars to trucks, ATV's and motorcycles, all of these vehicles suffer from bothersome leaky or broken valve stems. Aluminum car wheels are notorious for corrosion around the valve stem base allowing air to leak out.

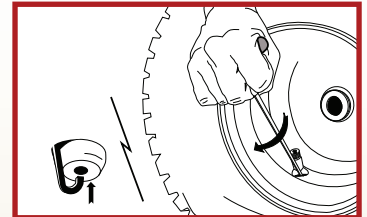
The Tire Valve Stem Tool allows the user to replace the valve stem without removing the tire from the wheel, saving time and money.

Part No.	Size	Cube	Weight	Package
51025	12.5 x 5 x 1-1/8	.040	8 oz.	Bag

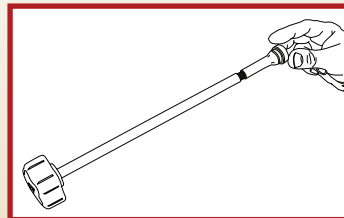
DIRECTIONS FOR USE:



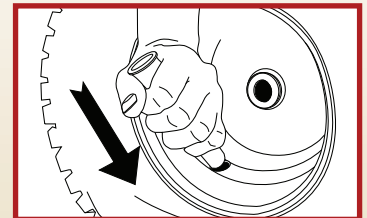
1. Deflate tire if not already flat. Insert T-Handle between rim and valve stem.



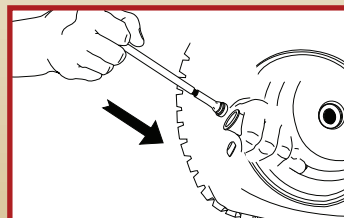
2. Turn T-Handle 1/4 turn to hook valve stem and pull out.



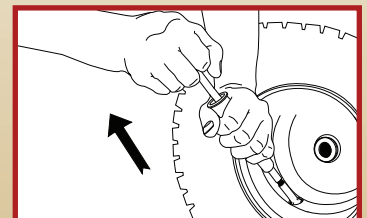
3. Thread new valve stem on end of plunger rod. Apply tire/rubber lubricant to the base of the valve stem.



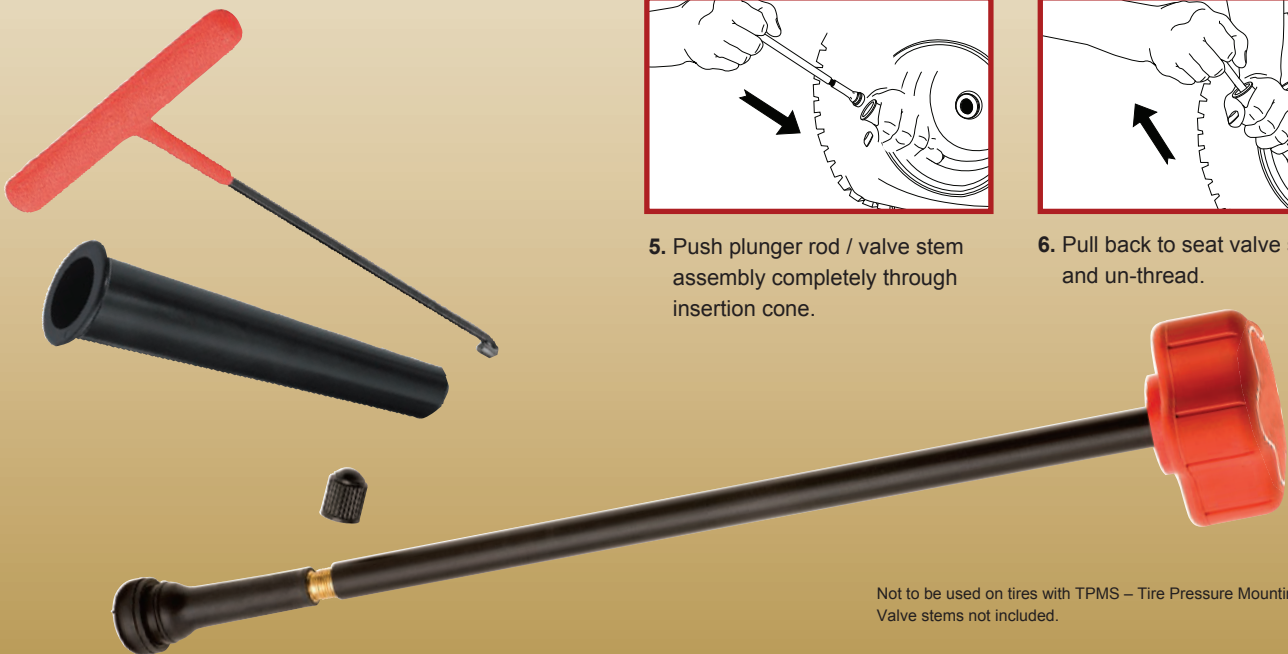
4. Position insertion cone over stem hole.



5. Push plunger rod / valve stem assembly completely through insertion cone.



6. Pull back to seat valve stem and un-thread.



Not to be used on tires with TPMS – Tire Pressure Monitoring Systems.
Valve stems not included.